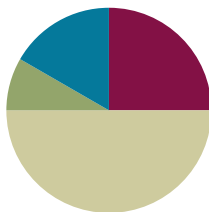


Lesson 15

Objective: Solve word problems to determine perimeter with given side lengths.

Suggested Lesson Structure

■ Fluency Practice	(15 minutes)
■ Application Problem	(5 minutes)
■ Concept Development	(30 minutes)
■ Student Debrief	(10 minutes)
Total Time	(60 minutes)



Fluency Practice (15 minutes)

- Multiply by 8 **3.OA.7** (7 minutes)
- Equivalent Counting with Units of 5 **3.OA.7** (4 minutes)
- Find the Perimeter **3.MD.8** (4 minutes)

Multiply by 8 (7 minutes)

Materials: (S) Multiply by 8 Pattern Sheet (6–10)

Note: This activity builds fluency with multiplication facts using units of 8. It works toward students knowing from memory all products of two one-digit numbers. See G3–M7–Lesson 1 for the directions for administration of a *Multiply By* pattern sheet.

T: (Write $7 \times 8 = \underline{\quad}$.) Let's skip-count up by eights. I'll raise a finger for each eight. (Count with fingers to 7 as students count.)

S: 8, 16, 24, 32, 40, 48, 56.

T: Let's skip-count by eights starting at 40. Why is 40 a good place to start?

S: It's a fact we already know so we can use it to figure out a fact we don't know.

T: (Count up with fingers as students say numbers.)

S: 40 (5 fingers), 48 (6 fingers), 56 (7 fingers).

T: Let's see how we can skip-count down to find the answer, too. Start at 80 with 10 fingers, 1 for each eight. (Count down with fingers as students say numbers.)

S: 80 (10 fingers), 72 (9 fingers), 64 (8 fingers), 56 (7 fingers).

Continue with the following suggested sequence: 9×8 , 6×8 , and 8×8 .

T: (Distribute Multiply by 8 Pattern Sheet.) Let's practice multiplying by 8. Be sure to work left to right

across the page.

Equivalent Counting with Units of 5 (4 minutes)

Note: This activity builds fluency with multiplication facts using units of 5.

T: Count by fives to 50. (Write as students count.)

S: 5, 10, 15, 20, 25, 30, 35, 40, 45, 50.

T: (Write 1 five beneath the 5.) Count to 10 fives. (Write as students count.)

5	10	15	20	25	30	35	40	45	50
1 five	2 fives	3 fives	4 fives	5 fives	6 fives	7 fives	8 fives	9 fives	10 fives

S: 1 five, 2 fives, 3 fives, 4 fives, 5 fives, 6 fives, 7 fives, 8 fives, 9 fives, 10 fives.

T: Let's count to 10 fives again. This time, stop when I raise my hand.

S: 1 five, 2 fives, 3 fives.

T: (Raise hand.) Say the multiplication sentence.

S: $3 \times 5 = 15$.

T: Continue.

S: 4 fives, 5 fives.

T: (Raise hand.) Say the multiplication sentence.

S: $5 \times 5 = 25$.

T: Continue.

S: 6 fives, 7 fives, 8 fives.

T: (Raise hand.) Say the multiplication sentence.

S: $8 \times 5 = 40$.

T: Continue.

S: 9 fives, 10 fives.

T: (Raise hand.) Say the multiplication sentence.

S: $10 \times 5 = 50$.

T: Let's count back down starting at 10 fives.

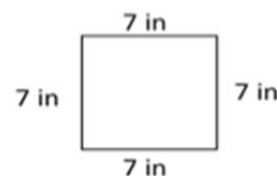
Continue the process back down to 1 five or 0 fives.

Find the Perimeter (4 minutes)

Materials: (S) Personal white boards

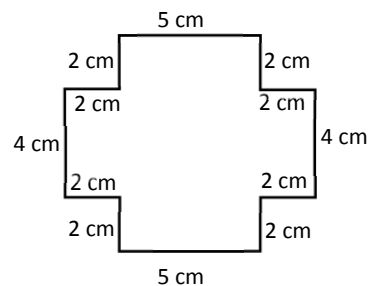
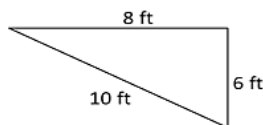
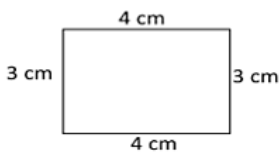
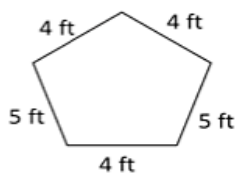
Note: This fluency activity reviews finding perimeter.

T: (Project square with side lengths of 7 inches. Write $P = \underline{\hspace{1cm}} \text{ in} + \underline{\hspace{1cm}} \text{ in} + \underline{\hspace{1cm}} \text{ in} + \underline{\hspace{1cm}} \text{ in}$.) On your boards, complete the missing lengths. Then, below it, write the perimeter of the square.



S: (Write $P = 7$ in + 7 in + 7 in + 7 in. Below it, write $P = 28$ in.)

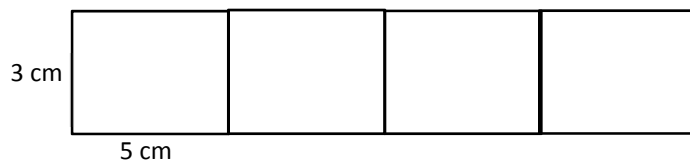
Continue process with other polygons.



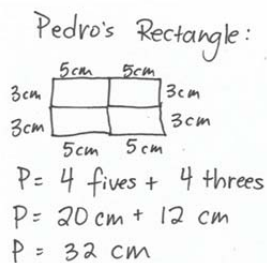
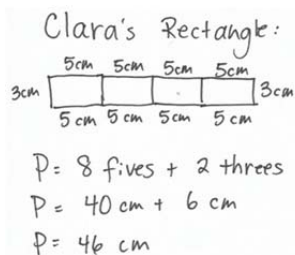
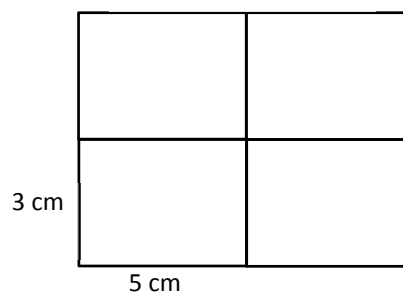
Application Problem (5 minutes)

Clara and Pedro each use four 3-inch by 5-inch cards to make the rectangles below. Whose rectangle has a greater perimeter?

Clara's Rectangle



Pedro's Rectangle



Clara's rectangle has a greater perimeter than Pedro's rectangle.

Note: This problem reviews adding side lengths to find the perimeter.

Concept Development (30 minutes)

Materials: (S) Problem Set

Problem 1: Solve perimeter word problems with rectangles.

Mrs. Kozlow put a border around a 5-foot by 6-foot rectangular bulletin board. How many feet of border did Mrs. Kozlow use?

T: Read Problem 1. (Allow students time to read.) What can you draw to help you solve this problem?

S: A rectangle!

T: Draw and label a rectangle to represent Mrs. Kozlow's bulletin board.

S: (Draw rectangle and label side lengths.)

T: (Point to the width and length of the rectangle.) How did you label the width and the length?

S: 5 feet for the width, 6 feet for the length!

T: (Label the length and width.) Check your rectangle against mine. (Allow students to check and make adjustments, if necessary.) Talk to a partner. Can you find the perimeter of the bulletin board with the information in your picture?

S: No, I need to know all the side lengths. → Wait. We can use the side lengths we know to label the unknown ones. → Yeah, since it's a rectangle, opposite sides are equal. → I already labeled all the side lengths.

T: Use what you know about rectangles to label the unknown side lengths if you didn't already.

S: (Label unknown side lengths.)

T: Write a number sentence including the units to show the perimeter as the sum of the side lengths.

S: $5\text{ ft} + 6\text{ ft} + 5\text{ ft} + 6\text{ ft} = 22\text{ ft}$. → $2 \times 5\text{ ft} + 2 \times 6\text{ ft} = 22\text{ ft}$. → $10\text{ ft} + 12\text{ ft} = 22\text{ ft}$. → $11\text{ ft} + 11\text{ ft} = 22\text{ ft}$.

T: What is the perimeter of the bulletin board?

S: 22 feet!

T: How many feet of border did Mrs. Kozlow use?

S: 22 feet of border!

T: Look at your number sentence. What strategy did you use or could you use to find the perimeter?

S: I could add 5 and 6 and then double the sum to get 22. → I could multiply each side length by 2 and then add the products.

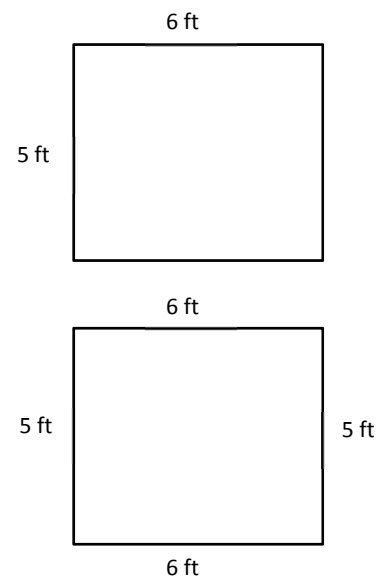
T: How would you find the total amount of border Mrs. Kozlow used if she put border around three bulletin boards that are the same size as this one?

S: I would add 22, plus 22, plus 22. → I could multiply 22 times 3, but I don't know that fact. → I could do 3 times 2 tens plus 3 times 3 ones.



NOTES ON MULTIPLE MEANS OF ENGAGEMENT:

Students working above grade level may solve Problem 1 in the Concept Development quickly using mental math. Allow students to work independently, provided that they include a labeled model, number sentence, and answer sentence for their solution. Extend the problem by asking students to model a rectangular bulletin board with the same area as Mrs. Kozlow's but with a longer perimeter.



MP.5

Problem 2: Solve perimeter word problems with regular polygons.

Jason built a model of the Pentagon for a social studies project. He made each outside wall 33 centimeters long. What is the perimeter of Jason's model Pentagon?

- T: Read Problem 2. (Allow students time to read.) What can you draw to help you solve this problem?
- S: A pentagon!
- T: Draw and label a pentagon to represent Jason's model Pentagon.
- S: (Draw pentagon and label side lengths.)
- T: Talk to a partner: What did you label the side lengths? Why?
- S: I labeled them 33 centimeters because it said each side is 33 centimeters long.
- T: Write a number sentence to show the perimeter as the sum of the side lengths.
- S: (Write $33\text{ cm} + 33\text{ cm} + 33\text{ cm} + 33\text{ cm} + 33\text{ cm} = 165\text{ cm}$.)
- T: What is the perimeter of Jason's model Pentagon?
- S: 165 centimeters!

MP.5

- T: Look at your number sentence. Is there another way you can find the perimeter?
- S: I could add 66 twice and then 33 more. → I could multiply 33 times 5, but I don't know that fact. → I could break apart 33 into 30 and 3. Then I could multiply 5 times 3 tens and 5 times 3 ones and add the products. → I can use the break apart and distribute strategy!



**NOTE ON
MULTIPLE MEANS OF
ACTION AND
EXPRESSION:**

The Problem Set makes reference to the Pentagon (see problem text to the left). Students may not know what the word *pentagon* refers to when it is used as a proper noun. Clarify before starting Problem 2.



**NOTES ON
MULTIPLE MEANS OF
REPRESENTATION:**

Students who find drawing a regular pentagon challenging may draw an alternative model, such as a tape diagram or number bond, in which the whole is the sum of the sides.

Problem Set (10 minutes)

Students should do their personal best to complete the Problem Set within the allotted 10 minutes. For some classes, it may be appropriate to modify the assignment by specifying which problems they work on first. Some problems do not specify a method for solving. Students solve these problems using the RDW approach used for Application Problems.

Student Debrief (10 minutes)

Lesson Objective: Solve word problems to determine perimeter with given side lengths.

The Student Debrief is intended to invite reflection and active processing of the total lesson experience.

Invite students to review their solutions for the Problem Set. They should check work by comparing answers with a partner before going over answers as a class. Look for misconceptions or misunderstandings that can be addressed in the Debrief. Guide students in a conversation to debrief the Problem Set and process the lesson.

You may choose to use any combination of the questions below to lead the discussion.

- Share your solution to Problem 3 with a partner. Compare your number sentences. How are they the same? How are they different?
- What multiplication equation could you use to solve Problem 4? What is 18 tens?
- How was solving Problems 5 and 6 different than the rest of the problems?
- Explain to a partner how you solved Problem 6. Did you use the break apart and distribute strategy? How did you use it?
- Describe a different real world situation in which it would be necessary to find the perimeter.

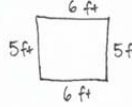
Exit Ticket (3 minutes)

After the Student Debrief, instruct students to complete the Exit Ticket. A review of their work will help you assess the students' understanding of the concepts that were presented in the lesson today and plan more effectively for future lessons. You may read the questions aloud to the students.

NYS COMMON CORE MATHEMATICS CURRICULUM Lesson 15 Problem Set 3•7

Name Gina Date _____

1. Mrs. Kozlow put a border around a 5 foot by 6 foot rectangular bulletin board. How many feet of border did Mrs. Kozlow use?



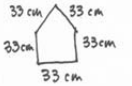
$$P = 5\text{ ft} + 5\text{ ft} + 6\text{ ft} + 6\text{ ft}$$

$$= 10\text{ ft} + 12\text{ ft}$$

$$= 22\text{ ft}$$

Mrs. Kozlow used 22 feet of border.

2. Jason built a model of the Pentagon for a social studies project. He made each outside wall 33 centimeters long. What is the perimeter of Jason's model Pentagon?



$$P = 33\text{ cm} + 33\text{ cm} + 33\text{ cm} + 33\text{ cm} + 33\text{ cm}$$

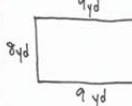
$$= 66\text{ cm} + 66\text{ cm} + 33\text{ cm}$$

$$= 66\text{ cm} + 99\text{ cm}$$

$$= 165\text{ cm} + 100\text{ cm}$$

The perimeter is 165 cm.

3. The Holmes family plants a rectangular garden 8 yard by 9 yard vegetable garden. How many yards of fencing do they need to put a fence around the garden?



$$P = 9\text{ yd} + 9\text{ yd} + 8\text{ yd} + 8\text{ yd}$$

$$= 18\text{ yd} + 16\text{ yd}$$

$$= 20\text{ yd} + 14\text{ yd}$$


$$= 34\text{ yd}$$

The Holmes family needs 34 yd of fence.

COMMON CORE Lesson 15: Solve word problems to determine perimeter with given side lengths. 11/20/13 engageNY 7.C.8

NYS COMMON CORE MATHEMATICS CURRICULUM Lesson 15 Problem Set 3•7

4. Marion paints a 5-pointed star on her bedroom wall. Each side of the star is 18 inches long. What is the perimeter of the star?



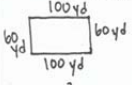
$$P = 10\text{ eighteens}$$

$$= 18\text{ tens}$$

$$= 180\text{ inches}$$

The perimeter of the star is 180 inches.

5. The soccer team jogs around the outside of the soccer field twice to warm up. The rectangular field measures 60 yards by 100 yards. What is the total number of yards the team jogs?



$$P = 100\text{ yd} + 100\text{ yd} + 60\text{ yd} + 60\text{ yd}$$


$$= 200\text{ yd} + 120\text{ yd}$$

$$= 320\text{ yd}$$

320 yd + 320 yd = 640 yd

The team jogs a total of 640 yds.

6. Troop 516 makes 3 triangular flags to carry at a parade. They sew ribbon around the outside edges of the flags. The flags' side lengths each measure 24 inches. How many inches of ribbon does the troop use?



$$P = 24\text{ in} + 24\text{ in} + 24\text{ in}$$

$$= 48\text{ in} + 24\text{ in}$$

$$= 72\text{ in}$$

72 in + 72 in + 72 in = 216 in

The troop uses 216 inches of ribbon.

COMMON CORE Lesson 15: Solve word problems to determine perimeter with given side lengths. 11/20/13 engageNY 7.C.9

Multiply.

$8 \times 1 = \underline{\quad\quad\quad}$ $8 \times 2 = \underline{\quad\quad\quad}$ $8 \times 3 = \underline{\quad\quad\quad}$ $8 \times 4 = \underline{\quad\quad\quad}$

$8 \times 5 = \underline{\quad\quad\quad}$ $8 \times 6 = \underline{\quad\quad\quad}$ $8 \times 7 = \underline{\quad\quad\quad}$ $8 \times 8 = \underline{\quad\quad\quad}$

$8 \times 9 = \underline{\quad\quad\quad}$ $8 \times 10 = \underline{\quad\quad\quad}$ $8 \times 5 = \underline{\quad\quad\quad}$ $8 \times 6 = \underline{\quad\quad\quad}$

$8 \times 5 = \underline{\quad\quad\quad}$ $8 \times 7 = \underline{\quad\quad\quad}$ $8 \times 5 = \underline{\quad\quad\quad}$ $8 \times 8 = \underline{\quad\quad\quad}$

$8 \times 5 = \underline{\quad\quad\quad}$ $8 \times 9 = \underline{\quad\quad\quad}$ $8 \times 5 = \underline{\quad\quad\quad}$ $8 \times 10 = \underline{\quad\quad\quad}$

$8 \times 6 = \underline{\quad\quad\quad}$ $8 \times 5 = \underline{\quad\quad\quad}$ $8 \times 6 = \underline{\quad\quad\quad}$ $8 \times 7 = \underline{\quad\quad\quad}$

$8 \times 6 = \underline{\quad\quad\quad}$ $8 \times 8 = \underline{\quad\quad\quad}$ $8 \times 6 = \underline{\quad\quad\quad}$ $8 \times 9 = \underline{\quad\quad\quad}$

$8 \times 6 = \underline{\quad\quad\quad}$ $8 \times 7 = \underline{\quad\quad\quad}$ $8 \times 6 = \underline{\quad\quad\quad}$ $8 \times 7 = \underline{\quad\quad\quad}$

$8 \times 8 = \underline{\quad\quad\quad}$ $8 \times 7 = \underline{\quad\quad\quad}$ $8 \times 9 = \underline{\quad\quad\quad}$ $8 \times 7 = \underline{\quad\quad\quad}$

$8 \times 8 = \underline{\quad\quad\quad}$ $8 \times 6 = \underline{\quad\quad\quad}$ $8 \times 8 = \underline{\quad\quad\quad}$ $8 \times 7 = \underline{\quad\quad\quad}$

$8 \times 8 = \underline{\quad\quad\quad}$ $8 \times 9 = \underline{\quad\quad\quad}$ $8 \times 9 = \underline{\quad\quad\quad}$ $8 \times 6 = \underline{\quad\quad\quad}$


$8 \times 9 = \underline{\quad\quad\quad}$ $8 \times 7 = \underline{\quad\quad\quad}$ $8 \times 9 = \underline{\quad\quad\quad}$ $8 \times 8 = \underline{\quad\quad\quad}$

$8 \times 9 = \underline{\quad\quad\quad}$ $8 \times 8 = \underline{\quad\quad\quad}$ $8 \times 6 = \underline{\quad\quad\quad}$ $8 \times 9 = \underline{\quad\quad\quad}$

$8 \times 7 = \underline{\quad\quad\quad}$ $8 \times 9 = \underline{\quad\quad\quad}$ $8 \times 6 = \underline{\quad\quad\quad}$ $8 \times 8 = \underline{\quad\quad\quad}$

$8 \times 9 = \underline{\quad\quad\quad}$ $8 \times 7 = \underline{\quad\quad\quad}$ $8 \times 6 = \underline{\quad\quad\quad}$ $8 \times 8 = \underline{\quad\quad\quad}$

4. Marion paints a 5-pointed star on her bedroom wall. Each side of the star is 18 inches long. What is the perimeter of the star?



5. The soccer team jogs around the outside of the soccer field twice to warm up. The rectangular field measures 60 yards by 100 yards. What is the total number of yards the team jogs?
6. Troop 516 makes 3 triangular flags to carry at a parade. They sew ribbon around the outside edges of the flags. The flags' side lengths each measure 24 inches. How many inches of ribbon does the troop use?

Name _____

Date _____

Marlene ropes off a square section of her yard where she plants grass. One side length of the square measures 9 yards. What is the total length of rope Marlene uses?

4. Tyler uses 6 craft sticks to make a hexagon. Each craft stick is 6 inches long. What is the perimeter of Tyler's hexagon?
5. Francis made a rectangular path from her driveway to the porch. The width of the path is 2 feet. The length is 28 feet longer than the width. What is the perimeter of the path?
6. The gym teacher uses tape to mark a 4-square court on the gym floor, as shown. The outer square has side lengths of 16 feet. What is the total length of tape the teacher uses to mark Square A?

