



Table of Contents

GRADE 4 • MODULE 1

Place Value, Rounding, and Algorithms for Addition and Subtraction

Module Overview	i
Topic A: Place Value of Multi-Digit Whole Numbers	1.A.1
Topic B: Comparing Multi-Digit Whole Numbers	1.B.1
Topic C: Rounding Multi-Digit Whole Numbers	1.C.1
Topic D: Multi-Digit Whole Number Addition	1.D.1
Topic E: Multi-Digit Whole Number Subtraction	1.E.1
Topic F: Addition and Subtraction Word Problems	1.F.1
Module Assessments	1.S.1

Grade 4 • Module 1

Place Value, Rounding, and Algorithms for Addition and Subtraction

OVERVIEW

In this 25-day Grade 4 module, students extend their work with whole numbers. They begin with large numbers using familiar units (hundreds and thousands) and develop their understanding of millions by building knowledge of the pattern of *times ten* in the base ten system on the place value chart (**4.NBT.1**). They recognize that each sequence of three digits is read as hundreds, tens, and ones followed by the naming of the corresponding base thousand unit (thousand, million, billion).¹

The place value chart is fundamental to Topic A. Building upon their previous knowledge of bundling, students learn that 10 hundreds can be composed into 1 thousand and, therefore, 30 hundreds can be composed into 3 thousands because a digit's value is 10 times what it would be one place to its right (**4.NBT.1**). Students learn to recognize that in a number such as 7,777 each 7 has a value that is 10 times the value of its neighbor to the immediate right. One thousand can be decomposed into 10 hundreds, therefore 7 thousands can be decomposed into 70 hundreds.

Similarly, multiplying by 10 shifts digits one place to the left, and dividing by 10 shifts digits one place to the right.

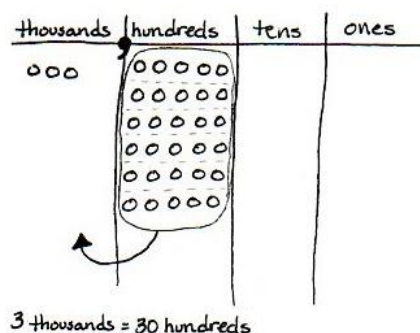
$$3,000 = 10 \times 300 \qquad 3,000 \div 10 = 300$$

In Topic B, students use place value as a basis for comparing whole numbers. Although this is not a new concept, it becomes more complex as the numbers become larger. For example, it becomes clear that 34,156 is 3 thousands greater than 31,156.

$$34,156 > 31,156$$

Comparison leads directly into rounding, where their skill with isolating units is applied and extended. Rounding to the nearest ten and hundred was mastered with three-digit numbers in Grade 3. Now, Grade 4 students moving into Topic C learn to round to any place value (**4.NBT.3**), initially using the vertical number line, though ultimately moving away from the visual model altogether. Topic C also includes word problems where students apply rounding to real life situations.

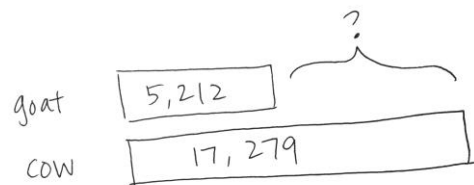
¹ Grade 4 expectations in the NBT standards domain are limited to whole numbers less than or equal to 1,000,000.



In Grade 4, students become fluent with the standard algorithms for addition and subtraction. In Topics D and E, students focus on single like-unit calculations (ones with ones, thousands with thousands, etc.), at times requiring the composition of greater units when adding (10 hundreds are composed into 1 thousand) and decomposition into smaller units when subtracting (1 thousand is decomposed into 10 hundreds) (**4.NBT.4**). Throughout these topics, students apply their algorithmic knowledge to solve word problems. Students also use a variable to represent the unknown quantity.

The module culminates with multi-step word problems in Topic F (**4.OA.3**). Tape diagrams are used throughout the topic to model *additive compare* problems like the one exemplified below. These diagrams facilitate deeper comprehension and serve as a way to support the reasonableness of an answer.

*A goat produces 5,212 gallons of milk a year.
A cow produces 17,279 gallons of milk a year.
How much more milk does a goat need to produce to make the
same amount of milk as a cow?*



$$17,279 - 5,212 = \underline{\hspace{2cm}}$$

A goat needs to produce _____ more gallons of milk a year.

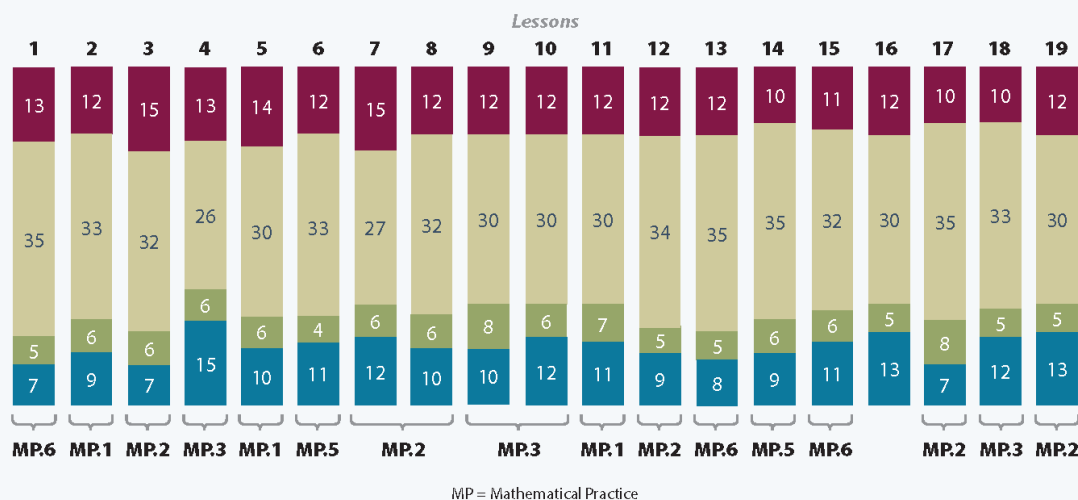
The Mid-Module Assessment follows Topic C. The End-of-Module Assessment follows Topic F.



Distribution of Instructional Minutes

This diagram represents a suggested distribution of instructional minutes based on the emphasis of particular lesson components in different lessons throughout the module.

- Fluency Practice
- Concept Development
- Application Problems
- Student Debrief



Focus Grade Level Standards

Use the four operations with whole numbers to solve problems.²

- 4.OA.3** Solve multistep word problems posed with whole numbers and having whole-number answers using the four operations, including problems in which remainders must be interpreted. Represent these problems using equations with a letter standing for the unknown quantity. Assess the reasonableness of answers using mental computation and estimation strategies including rounding.

Generalize place value understanding for multi-digit whole numbers. (Grade 4 expectations are limited to whole numbers less than or equal to 1,000,000.)

- 4.NBT.1** Recognize that in a multi-digit whole number, a digit in one place represents ten times what it represents in the place to its right. *For example, recognize that $700 \div 70 = 10$ by applying concepts of place value and division.*

² Only addition and subtraction multi-step word problems are addressed in this module. The balance of this cluster is addressed in Modules 3 and 7.

- 4.NBT.2** Read and write multi-digit whole numbers using base-ten numerals, number names, and expanded form. Compare two multi-digit numbers based on meanings of the digits in each place, using $>$, $=$, and $<$ symbols to record the results of comparisons.
- 4.NBT.3** Use place value understanding to round multi-digit whole numbers to any place.

Use place value understanding and properties of operations to perform multi-digit arithmetic.³

- 4.NBT.4** Fluently add and subtract multi-digit whole numbers using the standard algorithm.

Foundational Standards

- 3.OA.8** Solve two-step word problems using the four operations. Represent these problems using equations with a letter standing for the unknown quantity. Assess the reasonableness of answers using mental computation and estimation strategies including rounding.⁴
- 3.NBT.1** Use place value understanding to round whole numbers to the nearest 10 or 100.
- 3.NBT.2** Fluently add and subtract within 1000 using strategies and algorithms based on place value, properties of operations, and/or the relationship between addition and subtraction.

Focus Standards for Mathematical Practice

- MP.1** **Make sense of problems and persevere in solving them.** Students use the place value chart to draw diagrams of the relationship between a digit's value and what it would be one place to its right, for instance, by representing 3 thousands as 30 hundreds. Students also use the place value chart to compare large numbers.
- MP.2** **Reason abstractly and quantitatively.** Students make sense of quantities and their relationships as they use both special strategies and the standard addition algorithm to add and subtract multi-digit numbers. Students decontextualize when they represent problems symbolically and contextualize when they consider the value of the units used and understand the meaning of the quantities as they compute.
- MP.3** **Construct viable arguments and critique the reasoning of others.** Students construct arguments as they use the place value chart and model single- and multi-step problems. Students also use the standard algorithm as a general strategy to add and subtract multi-digit numbers when a special strategy is not suitable.
- MP.5** **Use appropriate tools strategically.** Students decide on the appropriateness of using special strategies or the standard algorithm when adding and subtracting multi-digit numbers.
- MP.6** **Attend to precision.** Students use the place value chart to represent digits and their values as they compose and decompose base ten units.

³ The balance of this cluster is addressed in Modules 3 and 7.

⁴ This standard is limited to problems with whole numbers and having whole-number answers; students should know how to perform operations in the conventional order when there are no parentheses to specify a particular order, i.e., the order of operations.

Overview of Module Topics and Lesson Objectives

Standards	Topics and Objectives		Days
4.NBT.1 4.NBT.2 4.OA.1	A	Place Value of Multi-Digit Whole Numbers Lesson 1: Interpret a multiplication equation as a comparison. Lesson 2: Recognize a digit represents 10 times the value of what it represents in the place to its right. Lesson 3: Name numbers within 1 million by building understanding of the place value chart and placement of commas for naming base thousand units. Lesson 4: Read and write multi-digit numbers using base ten numerals, number names, and expanded form.	4
4.NBT.2	B	Comparing Multi-Digit Whole Numbers Lesson 5: Compare numbers based on meanings of the digits using $>$, $<$, or $=$ to record the comparison. Lesson 6: Find 1, 10, and 100 thousand more and less than a given number.	2
4.NBT.3	C	Rounding Multi-Digit Whole Numbers Lesson 7: Round multi-digit numbers to the thousands place using the vertical number line. Lesson 8: Round multi-digit numbers to any place using the vertical number line. Lesson 9: Use place value understanding to round multi-digit numbers to any place value. Lesson 10: Use place value understanding to round multi-digit numbers to any place value using real world applications.	4
		Mid-Module Assessment: Topics A–C (review content 1 day, assessment $\frac{1}{2}$ day, return $\frac{1}{2}$ day, remediation or further applications 1 day)	3
4.OA.3 4.NBT.4 4.NBT.1 4.NBT.2	D	Multi-Digit Whole Number Addition Lesson 11: Use place value understanding to fluently add multi-digit whole numbers using the standard addition algorithm, and apply the algorithm to solve word problems using tape diagrams. Lesson 12: Solve multi-step word problems using the standard addition algorithm modeled with tape diagrams, and assess the reasonableness of answers using rounding.	2



Standards	Topics and Objectives	Days
4.OA.3 4.NBT.4 4.NBT.1 4.NBT.2	E Multi-Digit Whole Number Subtraction Lesson 13: Use place value understanding to decompose to smaller units once using the standard subtraction algorithm, and apply the algorithm to solve word problems using tape diagrams. Lesson 14: Use place value understanding to decompose to smaller units up to three times using the standard subtraction algorithm, and apply the algorithm to solve word problems using tape diagrams. Lesson 15: Use place value understanding to fluently decompose to smaller units multiple times in any place using the standard subtraction algorithm, and apply the algorithm to solve word problems using tape diagrams. Lesson 16: Solve two-step word problems using the standard subtraction algorithm fluently modeled with tape diagrams, and assess the reasonableness of answers using rounding.	4
4.OA.3 4.NBT.1 4.NBT.2 4.NBT.4	F Addition and Subtraction Word Problems Lesson 17: Solve <i>additive compare</i> word problems modeled with tape diagrams. Lesson 18: Solve multi-step word problems modeled with tape diagrams, and assess the reasonableness of answers using rounding. Lesson 19: Create and solve multi-step word problems from given tape diagrams and equations.	3
	End-of-Module Assessment: Topics A–F (review content 1 day, assessment ½ day, return ½ day, remediation or further application 1 day)	3
Total Number of Instructional Days		25

Terminology

New or Recently Introduced Terms

- Ten thousands, hundred thousands (as places on the place value chart)
- Millions, ten millions, hundred millions (as places on the place value chart)
- Variable (letters that stand for numbers and can be added, subtracted, multiplied, and divided as numbers are)

Familiar Terms and Symbols⁵

- $=, <, >$ (equal to, less than, greater than)
- Addend (e.g., in $4 + 5$, the numbers 4 and 5 are the addends)
- Algorithm (a step-by-step procedure to solve a particular type of problem)
- Bundling, making, renaming, changing, exchanging, regrouping, trading (e.g., exchanging 10 ones for 1 ten)
- Compose (e.g., to make 1 larger unit from 10 smaller units)
- Decompose (e.g., to break 1 larger unit into 10 smaller units)
- Difference (answer to a subtraction problem)
- Digit (any of the numbers 0 to 9; e.g., What is the value of the digit in the tens place?)
- Endpoint (used with rounding on the number line; the numbers that mark the beginning and end of a given interval)
- Equation (e.g., $2,389 + 80,601 = \underline{\hspace{2cm}}$)
- Estimate (an approximation of a quantity or number)
- Expanded form (e.g., $100 + 30 + 5 = 135$)
- Expression (e.g., 2 thousands \times 10)
- Halfway (with reference to a number line, the midpoint between two numbers, e.g., 5 is halfway between 0 and 10)
- Number line (a line marked with numbers at evenly spaced intervals)
- Number sentence (e.g., $4 + 3 = 7$)
- Place value (the numerical value that a digit has by virtue of its position in a number)
- Rounding (approximating the value of a given number)
- Standard form (a number written in the format 135)
- Sum (answer to an addition problem)
- Tape diagram (bar diagram)
- Unbundling, breaking, renaming, changing, regrouping, trading (e.g., exchanging 1 ten for 10 ones)
- Word form (e.g., one hundred thirty-five)



NOTES ON EXPRESSION, EQUATION, AND NUMBER SENTENCE:

Please note the descriptions for the following terms, which are frequently misused.

- **Expression:** A number, or any combination of sums, differences, products or divisions of numbers that evaluates to a number (e.g., $3 + 4$, 8×3 , $15 \div 3$ as distinct from an equation or number sentence).
- **Equation:** A statement that two expressions are equal (e.g., $3 \times \underline{\hspace{1cm}} = 12$, $5 \times b = 20$, $3 + 2 = 5$).
- **Number sentence** (also addition, subtraction, multiplication or division sentence): An equation or inequality for which both expressions are numerical and can be evaluated to a single number (e.g., $4 + 3 = 6 + 1$, $2 = 2$, $21 > 7 \times 2$, $5 \div 5 = 1$). Number sentences are either true or false (e.g., $4 + 4 < 6 \times 2$ and $21 \div 7 = 4$) and contain no unknowns.

⁵ These are terms and symbols students have used or seen previously.

Suggested Tools and Representations

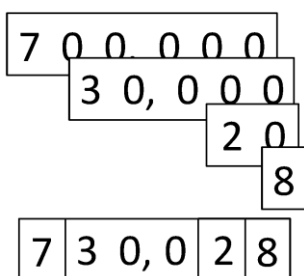
- Number lines (vertical to represent rounding *up* and rounding *down*)
- Personal white boards (one per student; see explanation on the following pages)
- Place value cards (one large set per classroom including 7 units to model place value)
- Place value chart (templates provided in lessons to insert into personal white boards)
- Place value disks (can be concrete manipulatives or pictorial drawings, such as the chip model, to represent numbers)
- Tape diagrams (drawn to model a word problem)

millions	hundred thousands	ten thousands	thousands	hundreds	tens	ones

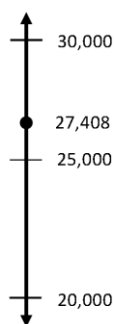
*Place Value Chart with Headings
(used for numbers or the chip model)*

--	--	--	--

*Place Value Chart Without Headings
(used for place value disk manipulatives or drawings)*



Place Value Cards



Vertical Number Line



Place Value Disks

Suggested Methods of Instructional Delivery

Directions for Administration of Sprints

Sprints are designed to develop fluency. They should be fun, adrenaline-rich activities that intentionally build energy and excitement. A fast pace is essential. During Sprint administration, teachers assume the role of athletic coaches. A rousing routine fuels students' motivation to do their personal best. Student recognition of increasing success is critical, and so every improvement is celebrated.

One Sprint has two parts with closely related problems on each. Students complete the two parts of the Sprint in quick succession with the goal of improving on the second part, even if only by one more.

With practice, the following routine takes about 9 minutes.

Sprint A

Pass Sprint A out quickly, face down on student desks with instructions to not look at the problems until the signal is given. (Some Sprints include words. If necessary, prior to starting the Sprint, quickly review the words so that reading difficulty does not slow students down.)

T: You will have 60 seconds to do as many problems as you can. I do not expect you to finish all of them. Just do as many as you can, your personal best. (If some students are likely to finish before time is up, assign a number to count by on the back.)

T: Take your mark! Get set! THINK!

Students immediately turn papers over and work furiously to finish as many problems as they can in 60 seconds. Time precisely.

T: Stop! Circle the last problem you did. I will read just the answers. If you got it right, call out “Yes!” If you made a mistake, circle it. Ready?

T: (Energetically, rapid-fire call the first answer.)

S: Yes!

T: (Energetically, rapid-fire call the second answer.)

S: Yes!

Repeat to the end of Sprint A or until no student has a correct answer. If needed, read the count-by answers in the same way you read Sprint answers. Each number counted-by on the back is considered a correct answer.

T: Fantastic! Now, write the number you got correct at the top of your page. This is your personal goal for Sprint B.

T: How many of you got one right? (All hands should go up.)

T: Keep your hand up until I say the number that is one more than the number you got correct. So, if you got 14 correct, when I say 15, your hand goes down. Ready?

T: (Continue quickly.) How many got two correct? Three? Four? Five? (Continue until all hands are down.)

If the class needs more practice with Sprint A, continue with the optional routine presented below.

T: I’ll give you one minute to do more problems on this half of the Sprint. If you finish, stand behind your chair.

As students work, the student who scored highest on Sprint A might pass out Sprint B.

T: Stop! I will read just the answers. If you got it right, call out “Yes!” If you made a mistake, circle it. Ready? (Read the answers to the first half again as students stand.)

Movement

To keep the energy and fun going, always do a stretch or a movement game in between Sprints A and B. For example, the class might do jumping jacks while skip-counting by 5 for about 1 minute. Feeling invigorated, students take their seats for Sprint B, ready to make every effort to complete more problems this time.

Sprint B

Pass Sprint B out quickly, face down on student desks with instructions to not look at the problems until the signal is given. (Repeat the procedure for Sprint A up through the show of hands for how many right.)

T: Stand up if you got more correct on the second Sprint than on the first.

S: (Stand.)

T: Keep standing until I say the number that tells how many more you got right on Sprint B. If you got three more right on Sprint B than you did on Sprint A, when I say *three*, you sit down. Ready? (Call out numbers starting with one. Students sit as the number by which they improved is called. Celebrate the students who improved most with a cheer.)

T: Well done! Now, take a moment to go back and correct your mistakes. Think about what patterns you noticed in today's Sprint.

T: How did the patterns help you get better at solving the problems?

T: Rally Robin your thinking with your partner for 1 minute. Go!

Rally Robin is a style of sharing in which partners trade information back and forth, one statement at a time per person, for about 1 minute. This is an especially valuable part of the routine for students who benefit from their friends' support to identify patterns and try new strategies.

Students may take Sprints home.

RDW or Read, Draw, Write (an Equation and a Statement)

Mathematicians and teachers suggest a simple process applicable to all grades:

- 1) Read.
- 2) Draw and Label.
- 3) Write an equation.
- 4) Write a word sentence (statement).

The more students participate in reasoning through problems with a systematic approach, the more they internalize those behaviors and thought processes.

- What do I see?
- Can I draw something?
- What conclusions can I make from my drawing?

Modeling with Interactive Questioning	Guided Practice	Independent Practice
The teacher models the whole process with interactive questioning, some choral response, and talk moves such as, “What did Monique say, everyone?” After completing the problem, students might reflect with a partner on the steps they used to solve the problem. “Students, think back on what we did to solve this problem. What did we do first?” Students might then be given the same or similar problem to solve for homework.	Each student has a copy of the question. Though guided by the teacher, they work independently at times and then come together again. Timing is important. Students might hear, “You have 2 minutes to do your drawing.” Or, “Put your pencils down. Time to work together again.” The Debrief might include selecting different student work to share.	The students are given a problem to solve and possibly a designated amount of time to solve it. The teacher circulates, supports, and is thinking about which student work to show to support the mathematical objectives of the lesson. When sharing student work, students are encouraged to think about the work with questions such as, “What do you see Jeremy did?” “What is the same about Jeremy’s work and Sara’s work?” “How did Jeremy show the $\frac{3}{7}$ of the students?” “How did Sara show the $\frac{3}{7}$ of the students?”

Personal White Boards

Materials Needed for Personal White Boards

- 1 heavy duty clear sheet protector
- 1 piece of stiff red tag board $11" \times 8 \frac{1}{4}"$
- 1 piece of stiff white tag board $11" \times 8 \frac{1}{4}"$
- 1 $3" \times 3"$ piece of dark synthetic cloth for an eraser (e.g., felt)
- 1 low odor blue dry erase marker, fine point

Directions for Creating Personal White Boards

Cut your white and red tag to specifications. Slide into the sheet protector. Store your eraser on the red side. Store markers in a separate container to avoid stretching the sheet protector.

Frequently Asked Questions About Personal White Boards

Why is one side red and one white?

The white side of the board is the “paper.” Students generally write on it, and if working individually, turn the board over to signal to the teacher they have completed their work. The teacher then says, “Show me your boards,” when most of the class is ready.

What are some of the benefits of a personal white board?

- The teacher can respond quickly to a gap in student understandings and skills. “Let’s do some of

these on our personal white boards until we have more mastery.”

- Students can erase quickly so that they do not have to suffer the evidence of their mistake.
- They are motivating. Students love both the drill and thrill capability and the chance to do story problems with an engaging medium.
- Checking work gives the teacher instant feedback about student understanding.

What is the benefit of this personal white board over a commercially purchased dry erase board?

- It is much less expensive.
- Templates such as place value charts, number bond mats, hundreds boards, and number lines can be stored between the two pieces of tag board for easy access and reuse.
- Worksheets, story problems, and other problem sets can be done without marking the paper so that students can work on the problems independently at another time.
- Strips with story problems, number lines, and arrays can be inserted and still have a full piece of paper on which to write.
- The red versus white side distinction clarifies your expectations. When working collaboratively, there is no need to use the red. When working independently, the students know how to keep their work private.
- The tag board can be removed so that student work can be projected on an overhead.

Scaffolds⁶

The scaffolds integrated into *A Story of Units* give alternatives for how students access information as well as express and demonstrate their learning. Strategically placed margin notes are provided within each lesson elaborating on the use of specific scaffolds at applicable times. They address many needs presented by English language learners, students with disabilities, students performing above grade level, and students performing below grade level. Many of the suggestions are organized by Universal Design for Learning (UDL) principles and are applicable to more than one population. To read more about the approach to differentiated instruction in *A Story of Units*, please refer to “How to Implement *A Story of Units*.”

⁶ Students with disabilities may require Braille, large print, audio, or special digital files. Please visit the website www.p12.nysed.gov/specialed/aim for specific information on how to obtain student materials that satisfy the National Instructional Materials Accessibility Standard (NIMAS) format.

Assessment Summary

Type	Administered	Format	Standards Addressed
Mid-Module Assessment Task	After Topic C	Constructed response with rubric	4.NBT.1 4.NBT.2 4.NBT.3
End-of-Module Assessment Task	After Topic F	Constructed response with rubric	4.NBT.1 4.NBT.2 4.NBT.3 4.NBT.4 4.OA.3



Topic A

Place Value of Multi-Digit Whole Numbers

4.NBT.1, 4.NBT.2, 4.OA.1

Focus Standard:	4.NBT.1	Recognize that in a multi-digit whole number, a digit in one place represents ten times what it represents in the place to its right. <i>For example, recognize that $700 \div 70 = 10$ by applying concepts of place value and division.</i>
	4.NBT.2	Read and write multi-digit whole numbers using base-ten numerals, number names, and expanded form. Compare two multi-digit numbers based on meanings of the digits in each place, using $>$, $=$, and $<$ symbols to record the results of comparisons.
Instructional Days:	4	
Coherence	-Links from: G3–M2	Place Value and Problem Solving with Units of Measure
	-Links to: G5–M1	Place Value and Decimal Fractions

In Topic A, students build the place value chart to 1 million and learn the relationship between each place value as *10 times* the value of the place to the right. Students manipulate numbers to see this relationship, such as 30 hundreds composed as 3 thousands. They decompose numbers to see that 7 thousands is the same as 70 hundreds. As students build the place value chart into thousands and up to 1 million, the sequence of three digits is emphasized. They become familiar with the base thousand unit names up to 1 billion. Students fluently write numbers in multiple formats: as digits, in unit form, as words, and in expanded form up to 1 million.

A Teaching Sequence Towards Mastery of Place Value of Multi-Digit Whole Numbers

Objective 1: Interpret a multiplication equation as a comparison.
(Lesson 1)

Objective 2: Recognize a digit represents 10 times the value of what it represents in the place to its right.
(Lesson 2)

Objective 3: Name numbers within 1 million by building understanding of the place value chart and placement of commas for naming base thousand units.
(Lesson 3)

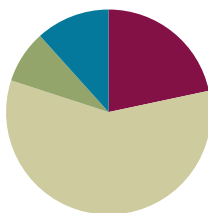
Objective 4: Read and write multi-digit numbers using base ten numerals, number names, and expanded form.
(Lesson 4)

Lesson 1

Objective: Interpret a multiplication equation as a comparison.

Suggested Lesson Structure

■ Fluency Practice	(13 minutes)
■ Application Problem	(5 minutes)
■ Concept Development	(35 minutes)
■ Student Debrief	(7 minutes)
Total Time	(60 minutes)



NOTES ON FLUENCY PRACTICE:

Think of fluency as having three goals:

1. Maintenance (staying sharp on previously learned skills).
2. Preparation (targeted practice for the current lesson).
3. Anticipation (skills that ensure that students will be ready for the in-depth work of upcoming lessons).

Fluency Practice (13 minutes)

- Sprint: Multiply and Divide by 10 **4.NBT.1** (10 minutes)
- Place Value **4.NBT.2** (3 minutes)

Sprint: Multiply and Divide by 10 (10 minutes)

Materials: (S) Multiply and Divide by 10 Sprint

Note: Reviewing this fluency activity acclimates students to the Sprint routine, a vital component of the fluency program.

Place Value (3 minutes)

Materials: (S) Personal white board, unlabeled thousands place value chart (Template)

Note: Reviewing and practicing place value skills in isolation prepares students for success in multiplying different place value units during the lesson.

- T: (Project place value chart to the thousands.) Show 4 ones as place value disks. Write the number below it.
- S: (Draw 4 ones disks and write 4 below it.)
- T: Show 4 ten disks and write the number below it.
- S: (Draw 4 ten disks and write 4 at the bottom of the tens column.)
- T: Say the number in unit form.
- S: 4 tens 4 ones.



NOTES ON MULTIPLE MEANS OF ACTION AND EXPRESSION:

For the Place Value fluency activity, students may represent ones, etc., using counters rather than drawing.

Others may benefit from the opportunity to practice simultaneously speaking and showing units (e.g., tens).

Provide sentence frames to support oral response, such as

“_____tens_____ones is _____
(standard form) _____.”

thousands	hundreds	tens	ones
		0000	0000

place value chart

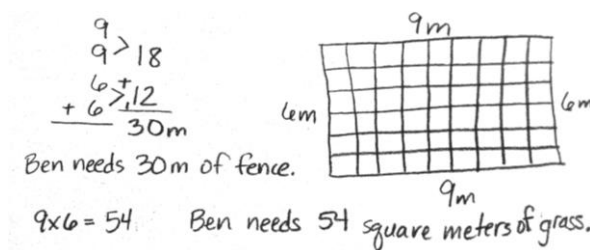
T: Say the number in standard form.

S: 44.

Continue for the following possible sequence: 2 tens 3 ones, 2 hundreds 3 ones, 2 thousands 3 hundreds, 2 thousands 3 tens, and 2 thousands 3 hundreds 5 tens and 4 ones.

Application Problem (5 minutes)

Ben has a rectangular area 9 meters long and 6 meters wide. He wants a fence that will go around it as well as grass sod to cover it. How many meters of fence will he need? How many square meters of grass sod will he need to cover the entire area?



NOTES ON MULTIPLE MEANS OF ENGAGEMENT:

Enhance the relevancy of the Application Problem by substituting names, settings, and tasks to reflect students and their experiences.

Set individual student goals and expectations. Some students may successfully solve for area and perimeter in 5 minutes, others may solve for one, while others may solve for both and compose their own application problem.

Note: As the first lesson of the year, this Application Problem reviews area, perimeter, multiplication, and addition—all important concepts from Grade 3. This problem can be extended after the Concept Development by asking students to find an area 10 times as much as the grass sod or to find a perimeter 10 times as wide and 10 times as long.

Concept Development (35 minutes)

Materials: (T) Place value disks: ones, tens, hundreds, and thousands; unlabeled thousands place value chart (Template) (S) Personal white board, unlabeled thousands place value chart (Template)

Problem 1: 1 ten is 10 times as much as 1 one.

T: (Have a place value chart ready. Draw or place 1 unit into the ones place.)

T: How many units do I have?

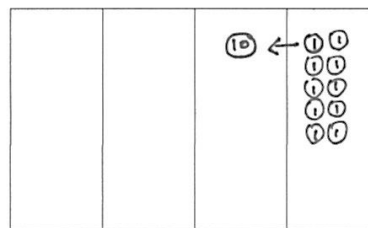
S: 1.

T: What is the name of this unit?

S: A one.

T: Count the ones with me. (Draw ones as they do so.)

S: 1 one, 2 ones, 3 ones, 4 ones, 5 ones...10 ones.



MP.6

MP.6

T: 10 ones. What larger unit can I make?

S: 1 ten.

T: I change 10 ones for 1 ten. We say, “1 ten is 10 times as much as 1 one.” Tell your partner what we say and what that means. Use the model to help you.

S: 10 ones make 1 ten. \rightarrow 10 times 1 one is 1 ten or 10 ones. \rightarrow We say 1 ten is 10 times as many as 1 one.

Problem 2: One hundred is 10 times as much as 1 ten.

Quickly repeat the process from Problem 1 with 10 copies of 1 ten.

Problem 3: One thousand is 10 times as much as 1 hundred.

Quickly repeat the process from Problem 1 with 10 copies of 1 hundred.

T: Discuss the patterns you have noticed with your partner.

S: 10 ones make 1 ten. 10 tens make 1 hundred. 10 hundreds make 1 thousand. \rightarrow Every time we get 10 we bundle and make a bigger unit. \rightarrow We copy a unit 10 times to make the next larger unit. \rightarrow If we take any of the place value units, the next unit on the left is ten times as many.

T: Let's review, in words, the multiplication pattern that matches our models and 10 times as many.

Display the following information for student reference:

1 ten = 10×1 one	(Say, “1 ten is 10 times as much as 1 one.”)
1 hundred = 10×1 ten	(Say, “1 hundred is 10 times as much as 1 ten.”)
1 thousand = 10×1 hundred	(Say, “1 thousand is 10 times as much as 1 hundred.”)

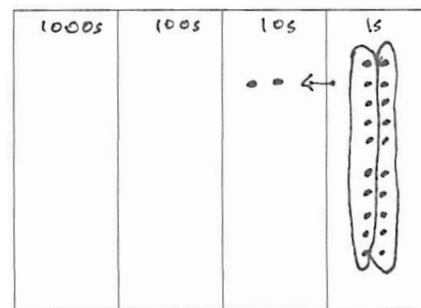
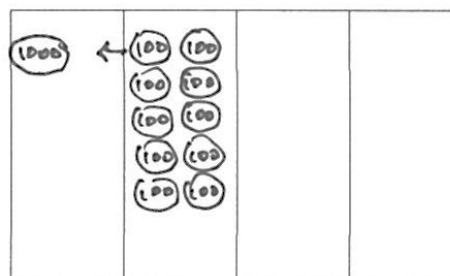
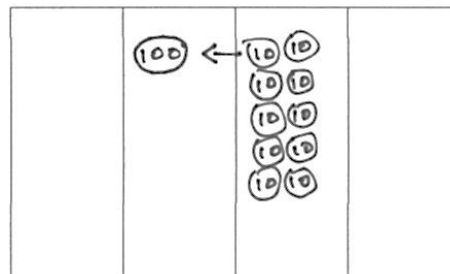
Problem 4: Model 10 times as much as on the place value chart with an accompanying equation.

Note: Place value disks are used as models throughout the curriculum and can be represented in two different ways. A disk with a value labeled inside of it, such as in Problem 1, should be drawn or placed on a place value chart with no headings. The value of the disk in its appropriate column indicates the column heading. A place value disk drawn as a dot should be used on place value charts with headings, as in Problem 4. This type of representation is called the chip model. The chip model is a faster way to represent place value disks and is used as students move away from a concrete stage of learning.

(Model 2 tens is 10 times as much as 2 ones on the place value chart and as an equation.)

T: Draw place value disks as dots. Because you are using dots, label your columns with the unit value.

T: Represent 2 ones. Solve to find 10 times as many as 2 ones. Work together.



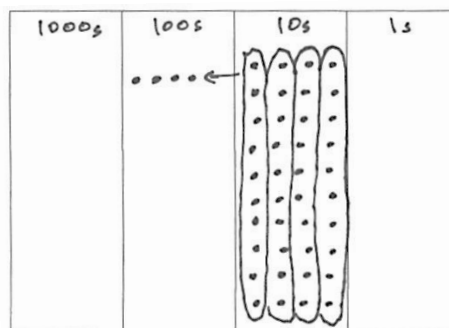
S: (Work together.)

T: 10 times as many as 2 ones is?

S: 20 ones \rightarrow 2 tens.

T: Explain this equation to your partner using your model.

S: $10 \times 2 \text{ ones} = 20 \text{ ones} = 2 \text{ tens}$



Repeat the process with 10 times as many as 4 tens is 40 tens is 4 hundreds and 10 times as many as 7 hundreds is 70 hundreds is 7 thousands.

$$10 \times 4 \text{ tens} = 40 \text{ tens} = 4 \text{ hundreds}$$

$$10 \times 7 \text{ hundreds} = 70 \text{ hundreds} = 7 \text{ thousands}$$

Problem 5: Model as an equation 10 times as much as 9 hundreds is 9 thousands.

T: Write an equation to find the value of 10 times as many as 9 hundreds. (Circulate and assist students as necessary.)

T: Show me your boards. Read your equation.

S: $10 \times 9 \text{ hundreds} = 90 \text{ hundreds} = 9 \text{ thousands}$.

T: Yes. Discuss whether this is true with your partner. (Write $10 \times 9 \text{ hundreds} = 9 \text{ thousands}$.)

S: Yes it is true because 90 hundreds equals 9 thousands, so this equation just eliminates that extra step. \rightarrow Yes, we know 10 of a smaller unit equals 1 of the next larger unit, so we just avoided writing that step.

Problem Set (10 minutes)

Students should do their personal best to complete the Problem Set within the allotted 10 minutes. Some problems do not specify a method for solving. This is an intentional reduction of scaffolding that invokes MP.5, Use Appropriate Tools Strategically. Students should solve these problems using the RDW approach used for Application Problems.

For some classes, it may be appropriate to modify the assignment by specifying which problems students should work on first. With this option, let the purposeful sequencing of the Problem Set guide your selections so that problems continue to be scaffolded. Balance word problems with other problem types to ensure a range of practice. Consider assigning incomplete problems for homework or at another time during the day.

Challenge quick finishers to write their own 10 times as many statements similar to Problems 2 and 5.

NYS COMMON CORE MATHEMATICS CURRICULUM Lesson 1 Problem Set 4•1

Name Jack Date _____

1. Label the place value charts. Fill in the blanks to make the following equations true. Draw disks in the place value chart to show how you got your answer, using arrows to show any bundling.

a. $10 \times 3 \text{ ones} = 30 \text{ ones} = 3 \text{ tens}$

b. $10 \times 2 \text{ tens} = 20 \text{ tens} = 2 \text{ hundreds}$

c. $4 \text{ hundreds} \times 10 = 40 \text{ hundreds} = 4 \text{ thousands}$

2. Complete the following statements using your knowledge of place value:

a. 10 times as many as 1 ten is 10 tens.

b. 10 times as many as 3 tens is 30 tens or 3 hundreds.

c. Ten times as many as 9 hundreds is 9 thousands.

d. 2 thousands is the same as 20 hundreds.

Use pictures, numbers, or words to explain how you got your answer for Part (d).

Thousands | Hundreds | Tens | Ones

002

You can group 20 hundreds into 2 groups of 10 hundreds. Each group of 10 hundreds can be bundled to make 1 thousand.

COMMON CORE Lesson 1: Interpret a multiplication equation as a comparison. 4/26/13 engage^{ny} 1.A.8

© 2014 Common Core, Inc. All rights reserved. commoncore.org

Student Debrief (7 minutes)

Lesson Objective: Interpret a multiplication equation as a comparison.

Invite students to review their solutions for the Problem Set and the totality of the lesson experience. They should check work by comparing answers with a partner before going over answers as a class. Look for misconceptions or misunderstandings that can be addressed in the Debrief. Guide students in a conversation to debrief the Problem Set.

You may choose to use any combination of the questions below to lead the discussion.

- What relationship do you notice between the problem of Matthew's stamps and Problems 1(a) and 1(b)?
- How did Problem 1(c) help you to solve Problem 4?
- In Problem 5 which solution proved most difficult to find? Why?
- How does the answer about Sarah's age and her grandfather's age relate to our lesson's objective?
- What are some ways you could model 10 times as many? What are the benefits and drawbacks of each way of modeling? (Money, base ten materials, disks, labeled drawings of disks, dots on a labeled place value chart, tape diagram.)
- Take 2 minutes to explain to your partner what we learned about the value of each unit as it moves from right to left on the place value chart.
- Write and complete the following statements:

_____ ten is _____ times as many as _____ one.

_____ hundred is _____ times as many as _____ ten.


_____ thousand is _____ times as many as _____ hundred.

Exit Ticket (3 minutes)

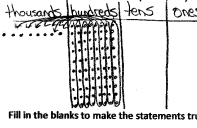
After the Student Debrief, instruct students to complete the Exit Ticket. A review of their work will help you assess the students' understanding of the concepts that were presented in the lesson today and plan more effectively for future lessons. You may read the questions aloud to the students.

NYS COMMON CORE MATHEMATICS CURRICULUM Lesson 1 Problem Set 4•1

3. Matthew has 30 stamps in his collection. Matthew's father has 10 times as many stamps as Matthew. How many stamps does Matthew's father have? Use numbers and words to explain how you got your answer.

answer:  Ten times as many as 30 (3 tens) is 30 tens or 3 hundreds.
 $10 \times 3 \text{ tens} = 30 \text{ tens} = 3 \text{ hundreds}$
 Matthew's father has 300 stamps.

4. Jane saved \$800. Her sister has 10 times as much money. How much money does Jane's sister have? Use numbers and words to explain how you got your answer.

answer:  Ten times as many as 800 (8 hundreds) is 80 hundreds or 8 thousands.
 $10 \times 8 \text{ hundreds} = 80 \text{ hundreds} = 8 \text{ thousands}$
 Jane's sister has \$8,000.

5. Fill in the blanks to make the statements true.

a. 2 times as much as 4 is 8.

b. 10 times as much as 4 is 40.

c. 500 is 10 times as much as 50.

d. 6,000 is ten times as many as 600.

6. Sarah is 9 years old. Sarah's grandfather is 90 years old. Sarah's grandfather is how many times as old as Sarah?

answer: Ten times as many as 9 ones is 9 tens.
 $10 \times 9 \text{ ones} = 9 \text{ tens} = 90$
 Sarah's grandfather is 10 times as old as Sarah.

COMMON CORE Lesson 1: Interpret a multiplication equation as a comparison. Date: 4/26/13 engage^{ny} 1.A.9

A

Correct _____

Multiply or divide.

1	$2 \times 10 =$		23	$\underline{\quad} \times 10 = 100$	
2	$3 \times 10 =$		24	$\underline{\quad} \times 10 = 20$	
3	$4 \times 10 =$		25	$\underline{\quad} \times 10 = 30$	
4	$5 \times 10 =$		26	$100 \div 10 =$	
5	$1 \times 10 =$		27	$50 \div 10 =$	
6	$20 \div 10 =$		28	$10 \div 10 =$	
7	$30 \div 10 =$		29	$20 \div 10 =$	
8	$50 \div 10 =$		30	$30 \div 10 =$	
9	$10 \div 10 =$		31	$\underline{\quad} \times 10 = 60$	
10	$40 \div 10 =$		32	$\underline{\quad} \times 10 = 70$	
11	$6 \times 10 =$		33	$\underline{\quad} \times 10 = 90$	
12	$7 \times 10 =$		34	$\underline{\quad} \times 10 = 80$	
13	$8 \times 10 =$		35	$70 \div 10 =$	
14	$9 \times 10 =$		36	$90 \div 10 =$	
15	$10 \times 10 =$		37	$60 \div 10 =$	
16	$80 \div 10 =$		38	$80 \div 10 =$	
17	$70 \div 10 =$		39	$11 \times 10 =$	
18	$90 \div 10 =$		40	$110 \div 10 =$	
19	$60 \div 10 =$		41	$30 \div 10 =$	
20	$100 \div 10 =$		42	$120 \div 10 =$	
21	$\underline{\quad} \times 10 = 50$		43	$14 \times 10 =$	
22	$\underline{\quad} \times 10 = 10$		44	$140 \div 10 =$	

B

Improvement _____

Correct _____

Multiply or divide.

1	$1 \times 10 =$		23	$__ \times 10 = 20$	
2	$2 \times 10 =$		24	$__ \times 10 = 100$	
3	$3 \times 10 =$		25	$__ \times 10 = 30$	
4	$4 \times 10 =$		26	$20 \div 10 =$	
5	$5 \times 10 =$		27	$10 \div 10 =$	
6	$30 \div 10 =$		28	$100 \div 10 =$	
7	$20 \div 10 =$		29	$50 \div 10 =$	
8	$40 \div 10 =$		30	$30 \div 10 =$	
9	$10 \div 10 =$		31	$__ \times 10 = 30$	
10	$50 \div 10 =$		32	$__ \times 10 = 40$	
11	$10 \times 10 =$		33	$__ \times 10 = 90$	
12	$6 \times 10 =$		34	$__ \times 10 = 70$	
13	$7 \times 10 =$		35	$80 \div 10 =$	
14	$8 \times 10 =$		36	$90 \div 10 =$	
15	$9 \times 10 =$		37	$60 \div 10 =$	
16	$70 \div 10 =$		38	$70 \div 10 =$	
17	$60 \div 10 =$		39	$11 \times 10 =$	
18	$80 \div 10 =$		40	$110 \div 10 =$	
19	$100 \div 10 =$		41	$120 \times 10 =$	
20	$90 \div 10 =$		42	$120 \div 10 =$	
21	$__ \times 10 = 10$		43	$13 \times 10 =$	
22	$__ \times 10 = 50$		44	$130 \div 10 =$	

Name _____

Date _____

1. Label the place value charts. Fill in the blanks to make the following equations true. Draw disks in the place value chart to show how you got your answer using arrows to show any bundling.

a. $10 \times 3 \text{ ones} = \underline{\hspace{2cm}} \text{ ones} = \underline{\hspace{2cm}}$

b. $10 \times 2 \text{ tens} = \underline{\hspace{2cm}} \text{ tens} = \underline{\hspace{2cm}}$

c. $4 \text{ hundreds} \times 10 = \underline{\hspace{2cm}} \text{ hundreds} = \underline{\hspace{2cm}}$

2. Complete the following statements using your knowledge of place value:

- a. 10 times as many as 1 ten is _____ tens.
- b. 10 times as many as _____ tens is 30 tens or _____ hundreds.
- c. _____ as 9 hundreds is 9 thousands.
- d. _____ thousands is the same as 20 hundreds.

Use pictures, numbers, or words to explain how you got your answer for Part (d).

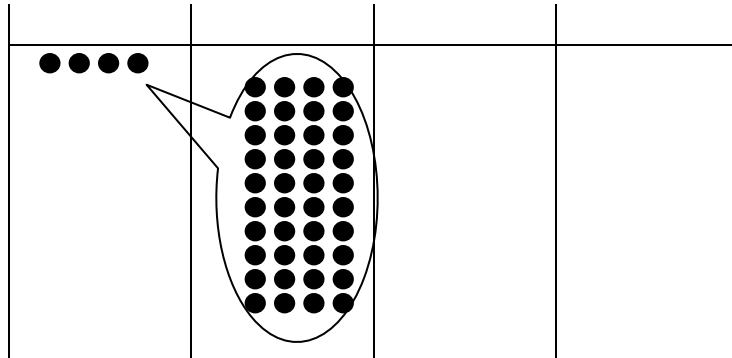
3. Matthew has 30 stamps in his collection. Matthew's father has 10 times as many stamps as Matthew. How many stamps does Matthew's father have? Use numbers or words to explain how you got your answer.
4. Jane saved \$800. Her sister has 10 times as much money. How much money does Jane's sister have? Use numbers or words to explain how you got your answer.
5. Fill in the blanks to make the statements true.
- a. 2 times as much as 4 is _____.
 - b. 10 times as much as 4 is _____.
 - c. 500 is 10 times as much as _____.
 - d. 6,000 is _____ as 600.
6. Sarah is 9 years old. Sarah's grandfather is 90 years old. Sarah's grandfather is how many times as old as Sarah?

Sarah's grandfather is _____ times as old as Sarah.

Name _____

Date _____

Use the disks in the place value chart below to complete the following problems.



1. Label the place value chart.
2. Tell about the movement of the disks in the place value chart by filling in the blanks to make the following equation match the drawing in the place value chart.

$$\underline{\hspace{2cm}} \times 10 = \underline{\hspace{2cm}} = \underline{\hspace{2cm}}$$

3. Write a statement about this place value chart using the words "10 times as many."

Name _____

Date _____

1. Label the place value charts. Fill in the blanks to make the following equations true. Draw disks in the place value chart to show how you got your answer, using arrows to show any regrouping.

a. $10 \times 4 \text{ ones} = \underline{\hspace{2cm}} \text{ ones} = \underline{\hspace{2cm}}$

b. $10 \times 2 \text{ tens} = \underline{\hspace{2cm}} \text{ tens} = \underline{\hspace{2cm}}$

c. $5 \text{ hundreds} \times 10 = \underline{\hspace{2cm}} \text{ hundreds} = \underline{\hspace{2cm}}$

2. Complete the following statements using your knowledge of place value:

- a. 10 times as many as 1 hundred is _____ hundreds or _____ thousand.
- b. 10 times as many as _____ hundreds is 60 hundreds or _____ thousands.
- c. _____ as 8 hundreds is 8 thousands.
- d. _____ hundreds is the same as 4 thousands.

Use pictures, numbers, or words to explain how you got your answer for Part (d).

3. Katrina has 60 GB of storage on her tablet. Katrina's father has 10 times as much storage on his computer. How much storage does Katrina's father have? Use numbers or words to explain how you got your answer.
4. Katrina saved \$200 to purchase her tablet. Her father spent 10 times as much money to buy his new computer. How much did her father's computer cost? Use numbers or words to explain how you got your answer.
5. Fill in the blanks to make the statements true.
- a. 4 times as much as 3 is _____.
 - b. 10 times as much as 9 is _____.
 - c. 700 is 10 times as much as _____.
 - d. 8,000 is _____ as 800.
6. Tomas's grandfather is 100 years old. Tomas's grandfather is 10 times as old as Tomas. How old is Tomas?

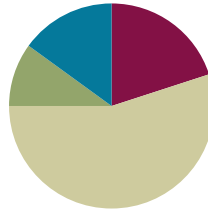
unlabeled thousands place value chart

Lesson 2

Objective: Recognize a digit represents 10 times the value of what it represents in the place to its right.

Suggested Lesson Structure

■ Fluency Practice	(12 minutes)
■ Application Problem	(6 minutes)
■ Concept Development	(33 minutes)
■ Student Debrief	(9 minutes)
Total Time	(60 minutes)



Fluency Practice (12 minutes)

- Skip-Counting **3.OA.7** (4 minutes)
- Place Value **4.NBT.2** (4 minutes)
- Multiply by 10 **4.NB5.1** (4 minutes)

Skip-Counting (4 minutes)

Note: Practicing skip-counting on the number line builds a foundation for accessing higher order concepts throughout the year.

Direct students to count by threes forward and backward to 36, focusing on the crossing-ten transitions.

Example: (3, 6, 9, 12, 9, 12, 9, 12, 15, 18, 21, 18, 21, 24, 27, 30, 27, 30, 33, 30, 33, 30, 33, 36...) The purpose of focusing on crossing the ten transitions is to help students make the connection that, for example, when adding 3 to 9, $9 + 1$ is 10 and then 2 more is 12.

We see a similar purpose in counting down by threes; $12 - 2$ is 10 and subtracting 1 more is 9. This work builds on the fluency work of previous grade levels. Students should understand that when crossing the ten, they are regrouping.

Direct students to count by fours forward and backward to 48, focusing on the crossing-ten transitions.

Place Value (4 minutes)

Materials: (S) Personal white board, unlabeled thousands place value chart (Lesson 1 Template)

Note: Reviewing and practicing place value skills in isolation prepares students for success in multiplying different place value units during the lesson.

- T: (Project place value chart to the thousands place.) Show 5 tens as place value disks, and write the number below it.
- S: (Draw 5 tens. Write 5 below the tens column and 0 below the ones column.)
- T: (Draw to correct student misunderstanding.) Say the number in unit form.
- S: 5 tens.
- T: Say the number in standard form.
- S: 50.

Continue for the following possible sequence: 3 tens 2 ones, 4 hundreds 3 ones, 1 thousand 2 hundreds, 4 thousands 2 tens, and 4 thousands 2 hundreds 3 tens 5 ones.

Multiply by 10 (4 minutes)

Materials: (S) Personal white board

Note: This fluency activity reviews concepts learned in Lesson 1.

- T: (Project $10 \text{ ones} \times 10 = 1 \underline{\hspace{1cm}}$.) Fill in the blank.
- S: (Write $10 \text{ ones} \times 10 = 1 \text{ hundred}$.)
- T: Say the multiplication sentence in standard form.
- S: $10 \times 10 = 100$.

Repeat for the following possible sequence: $10 \times \underline{\hspace{1cm}} = 2 \text{ hundreds}$; $10 \times \underline{\hspace{1cm}} = 3 \text{ hundreds}$; $10 \times \underline{\hspace{1cm}} = 7 \text{ hundreds}$; $10 \times 1 \text{ hundred} = 1 \underline{\hspace{1cm}}$; $10 \times \underline{\hspace{1cm}} = 2 \text{ thousands}$; $10 \times \underline{\hspace{1cm}} = 8 \text{ thousands}$; $10 \times 10 \text{ thousands} = \underline{\hspace{1cm}}$.

Application Problem (6 minutes)

Amy is baking muffins. Each baking tray can hold 6 muffins.

- If Amy bakes 4 trays of muffins, how many muffins will she have in all?
- The corner bakery produced 10 times as many muffins as Amy baked. How many muffins did the bakery produce?

Extension: If the corner bakery packages the muffins in boxes of 100, how many boxes of 100 could they make?

a) $4 \times 6 = 24$
Amy will have 24 muffins in all.

b) $10 \times 24 = 240$
The bakery produced 240 muffins.

Extension: They could make 2 boxes of 100 muffins.

Note: This Application Problem builds on the concept from the previous lesson of *10 times as many*.

Concept Development (33 minutes)

Materials: (S) Personal white board, unlabeled millions place value chart (Template)

Problem 1: Multiply single units by 10 to build the place value chart to 1 million. Divide to reverse the process.

- T: Label ones, tens, hundreds, and thousands on your place value chart.
- T: On your personal white board, write the multiplication sentence that shows the relationship between 1 hundred and 1 thousand.
- S: (Write: $10 \times 1 \text{ hundred} = 10 \text{ hundreds} = 1 \text{ thousand}$.)
- T: Draw place value disks on your place value chart to find the value of 10 times 1 thousand.
- T: (Circulate.) I saw that Tessa drew 10 disks in the thousands column. What does that represent?
- S: 10 times 1 thousand equals 10 thousands.
($10 \times 1 \text{ thousand} = 10 \text{ thousands}$.)
- T: How else can 10 thousands be represented?
- S: 10 thousands can be bundled because, when you have 10 of one unit, you can bundle them and move the bundle to the next column.
- T: (Point to the place value chart.) Can anyone think of what the name of our next column after the thousands might be? (Students share. Label the **ten thousands** column.)
- T: Now write a complete multiplication sentence to show 10 times the value of 1 thousand. Show how you regroup.
- S: (Write $10 \times 1 \text{ thousand} = 10 \text{ thousands} = 1 \text{ ten thousand}$.)
- T: On your place value chart, show what 10 times the value of 1 ten thousand equals. (Circulate and assist students as necessary.)
- T: What is 10 times 1 ten thousand?
- S: 10 ten thousands. → **1 hundred thousand**.
- T: That is our next larger unit. (Write $10 \times 1 \text{ ten thousand} = 10 \text{ ten thousands} = 1 \text{ hundred thousand}$.)
- T: To move another column to the left, what would be my next 10 times statement?
- S: 10 times 1 hundred thousand.
- T: Solve to find 10 times 1 hundred thousand. (Circulate and assist students as necessary.)

ten thousands	thousands	hundreds	tens	ones
	••••••••••			



NOTES ON MULTIPLE MEANS OF REPRESENTATION:

Scaffold student understanding of the place value pattern by recording the following sentence frames:

- $10 \times 1 \text{ one is } 1 \text{ ten}$
- $10 \times 1 \text{ ten is } 1 \text{ hundred}$
- $10 \times 1 \text{ hundred is } 1 \text{ thousand}$
- $10 \times 1 \text{ thousand is } 1 \text{ ten thousand}$
- $10 \times 1 \text{ ten thousand is } 1 \text{ hundred thousand}$

Students may benefit from speaking this pattern chorally. Deepen understanding with prepared visuals (perhaps using an interactive whiteboard).

T: 10 hundred thousands can be bundled and represented as **1 million**. Title your column and write the multiplication sentence.

S: (Write 10×1 hundred thousand = 10 hundred thousands = 1 million.)

After having built the place value chart by multiplying by ten, quickly review the process simply moving from right to left on the place value chart and then reversing and moving left to right. (e.g., 2 tens times 10 equals 2 hundreds; 2 hundreds times 10 equals 2 thousands; 2 thousands divided by 10 equals 2 hundreds; 2 hundreds divided by 10 equals 2 tens.)

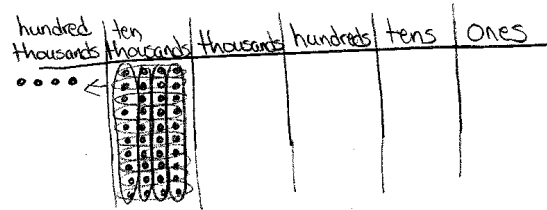
Problem 2: Multiply multiple copies of one unit by 10.

T: Draw place value disks and write a multiplication sentence to show the value of 10 times 4 ten thousands.

T: 10 times 4 ten thousands is?

S: 40 ten thousands. \rightarrow 4 hundred thousands.

T: (Write 10×4 ten thousands = 40 ten thousands = 4 hundred thousands.) Explain to your partner how you know this equation is true.



Repeat with 10×3 hundred thousands.

Problem 3: Divide multiple copies of one unit by 10.

T: (Write 2 thousands $\div 10$.) What is the process for solving this division expression?

S: Use a place value chart. \rightarrow Represent 2 thousands on a place value chart. Then change them for smaller units so we can divide.

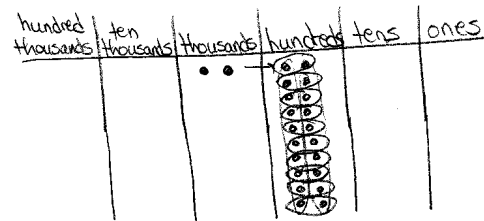
T: What would our place value chart look like if we changed each thousand for 10 smaller units?

S: 20 hundreds. \rightarrow 2 thousands can be changed to be 20 hundreds because 2 thousands and 20 hundreds are equal.

T: Solve for the answer.

S: 2 hundreds. \rightarrow 2 thousands $\div 10$ is 2 hundreds because 2 thousands unbundled becomes 20 hundreds. \rightarrow 20 hundreds divided by 10 is 2 hundreds. \rightarrow 2 thousands $\div 10 = 20$ hundreds $\div 10 = 2$ hundreds.

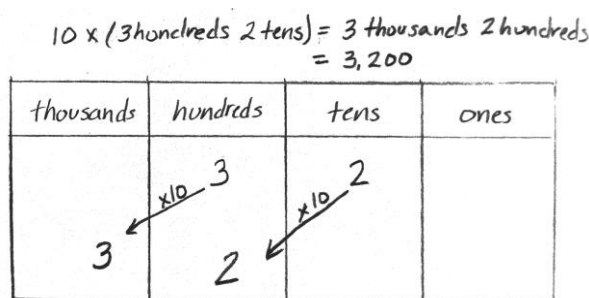
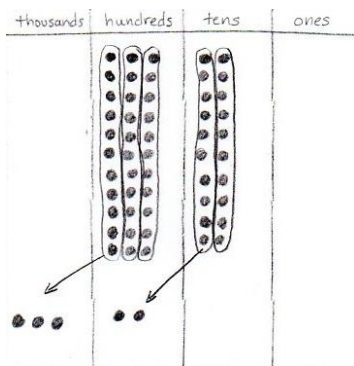
Repeat with 3 hundred thousands $\div 10$.



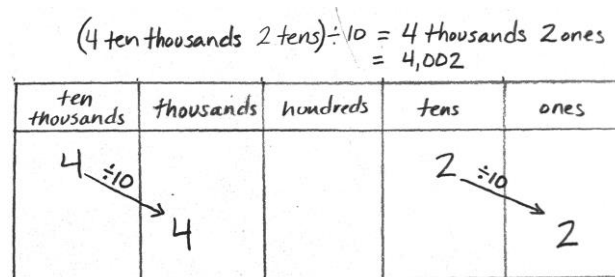
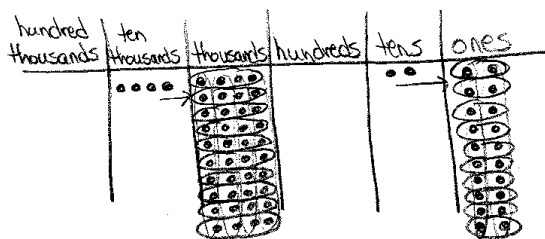
MP.1

Problem 4: Multiply and divide multiple copies of two different units by 10.

- T: Draw place value disks to show 3 hundreds and 2 tens.
- T: (Write $10 \times (3 \text{ hundreds } 2 \text{ tens})$.) Work in pairs to solve this expression. I wrote 3 hundreds 2 tens in parentheses to show it is one number. (Circulate as students work. Clarify that both hundreds and tens must be multiplied by 10.)
- T: What is your product?
- S: 3 thousands 2 hundreds.
- T: (Write $10 \times (3 \text{ hundreds } 2 \text{ tens}) = 3 \text{ thousands } 2 \text{ hundreds}$.) How do we write this in standard form?
- S: 3,200.
- T: (Write $10 \times (3 \text{ hundreds } 2 \text{ tens}) = 3 \text{ thousands } 2 \text{ hundreds} = 3,200$.)



- T: (Write $(4 \text{ ten thousands } 2 \text{ tens}) \div 10$.) In this expression we have two units. Explain how you will find your answer.
- S: We can use the place value chart again and represent the unbundled units, then divide. (Represent in the place value chart and record the number sentence $(4 \text{ ten thousands } 2 \text{ tens}) \div 10 = 4 \text{ thousands } 2 \text{ ones} = 4,002$.)
- T: Watch as I represent numbers in the place value chart to multiply or divide by ten instead of drawing disks.



Repeat with $10 \times (4 \text{ thousands } 5 \text{ hundreds})$ and $(7 \text{ hundreds } 9 \text{ tens}) \div 10$.

Problem Set (10 minutes)

Students should do their personal best to complete the Problem Set within the allotted 10 minutes. For some classes, it may be appropriate to modify the assignment by specifying which problems they work on first. Some problems do not specify a method for solving. Students should solve these problems using the RDW approach used for Application Problems.

Student Debrief (9 minutes)

Lesson Objective: Recognize a digit represents 10 times the value of what it represents in the place to its right.

Invite students to review their solutions for the Problem Set and the totality of the lesson experience. They should check work by comparing answers with a partner before going over answers as a class. Look for misconceptions or misunderstandings that can be addressed in the Debrief. Guide students in a conversation to debrief the Problem Set.

You may choose to use any combination of the questions below to lead the discussion.

- How did we use patterns to predict the increasing units on the place value chart up to **1 million**? Can you predict the unit that is 10 times 1 million? 100 times 1 million?
- What happens when you multiply a number by 10? **1 ten thousand** is what times 10? **1 hundred thousand** is what times 10?
- Gail said she noticed that when you multiply a number by 10, you shift the digits one place to the left and put a zero in the ones place. Is she correct?
- How can you use multiplication and division to describe the relationship between units on the place value chart? Use Problem 1(a) and (c) to help explain.
- Practice reading your answers in Problem 2 out loud. What similarities did you find in saying the numbers in unit form and standard form? Differences?

NYS COMMON CORE MATHEMATICS CURRICULUM Lesson 2 Problem Set 4•1

Name Jack Date _____

1. As you did during the lesson, label and represent the product or quotient by drawing disks on the place value chart.

a. $10 \times 2 \text{ thousands} = 20 \text{ thousands} = 2 \text{ ten thousands}$

b. $10 \times 3 \text{ ten thousands} = 30 \text{ ten thousands} = 3 \text{ hundred thousands}$

c. $4 \text{ thousands} \div 10 = 40 \text{ hundreds} \div 10 = 4 \text{ hundreds}$

COMMON CORE Lesson 2: Recognize a digit represents 10 times the value of the digit to its immediate right. Date: 4/29/13 engage^{ny} 1.A.8

NYS COMMON CORE MATHEMATICS CURRICULUM Lesson 2 Problem Set 4•1

2. Solve for each expression by writing the solution in unit form and in standard form.

Expression	Unit form	Standard Form
$10 \times 6 \text{ tens}$	60 tens	600
$7 \text{ hundreds} \times 10$	70 hundreds	7,000
$3 \text{ thousands} \div 10$	3 hundreds	300
$6 \text{ ten thousands} \div 10$	6 thousands	6,000
$10 \times 4 \text{ thousands}$	40 thousands	40,000

3. Solve for each expression by writing the solution in unit form and in standard form.

Expression	Unit form	Standard Form
$(4 \text{ tens } 3 \text{ ones}) \times 10$	4 hundreds 3 tens	430
$(2 \text{ hundreds } 3 \text{ tens}) \times 10$	2 thousands 3 hundreds	2,300
$(7 \text{ thousands } 8 \text{ hundreds}) \times 10$	7 ten thousands 8 thousands	78,000
$(6 \text{ thousands } 4 \text{ tens}) \div 10$	6 hundreds 4 ones	604
$(4 \text{ ten thousands } 3 \text{ tens}) \div 10$	4 thousands 3 ones	4,003

4. Explain how you solved $10 \times 4 \text{ thousands}$. Use a place value chart to support your explanation.

$10 \times 4 \text{ thousands} = 40 \text{ thousands}$

I know that multiplying by ten shifts the digits to the left. Ten times 4 thousands will give us 4 ten thousands. 4 ten thousands = 40,000

COMMON CORE Lesson 2: Recognize a digit represents 10 times the value of the digit to its immediate right. Date: 4/29/13 engage^{ny} 1.A.9

- In Problem 7, did you write your equation as a multiplication or division sentence? Which way is correct?
- Which part in Problem 3 was hardest to solve?
- When we multiply 6 tens times 10, as in Problem 2, are we multiplying the 6, the tens, or both? Does the digit or the unit change?
- Is 10 times 6 tens the same as 6 times 10 tens? (Use a place value chart to model.)
- Is 10 times 10 times 6 the same as 10 tens times 6? (Use a place value chart to model 10 times 10 is the same as 1 ten times 1 ten.)
- When we multiply or divide by 10, do we change the digits or the unit? Make a few examples.

Exit Ticket (3 minutes)

After the Student Debrief, instruct students to complete the Exit Ticket. A review of their work will help you assess the students' understanding of the concepts that were presented in the lesson today and plan more effectively for future lessons. You may read the questions aloud to the students.

NYS COMMON CORE MATHEMATICS CURRICULUM
Lesson 2 Problem Set 4•1

5. Explain how you solved $(4 \text{ ten thousands } 3 \text{ tens}) \div 10$. Use a place value chart to support your explanation.

hundred thousands	ten thousands	thousands	hundreds	tens	ones
	4			3	

When dividing by ten, each digit shifts to the right one column.

$4 \text{ ten thousands} \div 10 = 4 \text{ thousands}$

$3 \text{ tens} \div 10 = 3 \text{ ones}$

6. Jacob saved 2 thousand dollar bills, 4 hundred dollar bills, and 6 ten dollar bills to buy a car. The car costs 10 times as much as he has saved. How much does the car cost?

$\$2,000 + \$400 + \$60 = \$2,460$

$\$2,460 \times 10 = \$24,600$

The car costs $\$24,600$.

hundred thousands	ten thousands	thousands	hundreds	tens	ones
	2	4	6	0	0

7. Last year the apple orchard experienced a drought and didn't produce many apples. But this year, the apple orchard produced 45 thousand Granny Smith apples and 9 hundred Red Delicious apples, which is 10 times as many apples as last year. How many apples did the orchard produce last year?

$45,000 + 900 = 45,900$

$45,900 \div 10 = 4,590$

Last year the orchard produced 4,590 apples.

hundred thousands	ten thousands	thousands	hundreds	tens	ones
	4	5	9	0	0

8. Planet Ruba has a population of 1 million aliens. Planet Zamba has 1 hundred thousand aliens.

a. How many more aliens does Planet Ruba have than Planet Zamba?

1 million 10 hundred thousands

1 hundred thousands

9 hundred thousands

millions	hundred thousands	thousands	hundreds	tens	ones
1					
	1				
		9			

Planet Ruba has 900,000 more aliens than Planet Zamba.

b. Write a sentence to compare the populations for each planet using the words 10 times as many.

The population of Planet Ruba is 10 times as many as Planet Zamba.

COMMON CORE

Lesson 2: Recognize a digit represents 10 times the value of what it represents in the place to its right.

Date: 4/29/13

engage^{ny}

1.A.10

Name _____

Date _____

1. As you did during the lesson, label and represent the product or quotient by drawing disks on the place value chart.

a. 10×2 thousands = _____ thousands = _____

b. 10×3 ten thousands = _____ ten thousands = _____

c. 4 thousands $\div 10$ = _____ hundreds $\div 10$ = _____

2. Solve for each expression by writing the solution in unit form and in standard form.

Expression	Unit form	Standard Form
10×6 tens		
7 hundreds $\times 10$		
3 thousands $\div 10$		
6 ten thousands $\div 10$		
10×4 thousands		

3. Solve for each expression by writing the solution in unit form and in standard form.

Expression	Unit form	Standard Form
$(4 \text{ tens } 3 \text{ ones}) \times 10$		
$(2 \text{ hundreds } 3 \text{ tens}) \times 10$		
$(7 \text{ thousands } 8 \text{ hundreds}) \times 10$		
$(6 \text{ thousands } 4 \text{ tens}) \div 10$		
$(4 \text{ ten thousands } 3 \text{ tens}) \div 10$		

4. Explain how you solved 10×4 thousands. Use a place value chart to support your explanation.

5. Explain how you solved $(4 \text{ ten thousands } 3 \text{ tens}) \div 10$. Use a place value chart to support your explanation.
6. Jacob saved 2 thousand dollar bills, 4 hundred dollar bills, and 6 ten dollar bills to buy a car. The car costs 10 times as much as he has saved. How much does the car cost?
7. Last year the apple orchard experienced a drought and didn't produce many apples. But this year, the apple orchard produced 45 thousand Granny Smith apples and 9 hundred Red Delicious apples, which is 10 times as many apples as last year. How many apples did the orchard produce last year?
8. Planet Ruba has a population of 1 million aliens. Planet Zamba has 1 hundred thousand aliens.
- How many more aliens does Planet Ruba have than Planet Zamba?
 - Write a sentence to compare the populations for each planet using the words *10 times as many*.

Name _____

Date _____

1. Fill in the blank to make a true number sentence. Use standard form.

a. (4 ten thousands 6 hundreds) $\times 10 =$ _____

b. (8 thousands 2 tens) $\div 10 =$ _____

2. The Carson family saved up \$39,580 for a new home. The cost of their dream home is 10 times as much as they have saved. How much does their dream home cost?

Name _____

Date _____

1. As you did during the lesson, label and represent the product or quotient by drawing disks on the place value chart.

a. 10×4 thousands = _____ thousands = _____

b. 4 thousands $\div 10 =$ _____ hundreds $\div 10 =$ _____

2. Solve for each expression by writing the solution in unit form and in standard form.

Expression	Unit Form	Standard Form
10×3 tens		
5 hundreds $\times 10$		
9 ten thousands $\div 10$		
10×7 thousands		

3. Solve for each expression by writing the solution in unit form and in standard form.

Expression	Unit Form	Standard Form
$(2 \text{ tens } 1 \text{ one}) \times 10$		
$(5 \text{ hundreds } 5 \text{ tens}) \times 10$		
$(2 \text{ thousands } 7 \text{ tens}) \div 10$		
$(4 \text{ ten thousands } 8 \text{ hundreds}) \div 10$		

- 4.
- a. Emily collected \$950 selling Girl Scout cookies all day Saturday. Emily's troop collected 10 times as much as she did. How much money did Emily's troop raise?
- b. On Saturday, Emily made 10 times as much as on Monday. How much money did Emily collect on Monday?

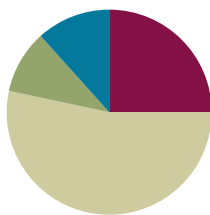
unlabeled millions place value chart

Lesson 3

Objective: Name numbers within 1 million by building understanding of the place value chart and placement of commas for naming base thousand units.

Suggested Lesson Structure

■ Fluency Practice	(15 minutes)
■ Application Problem	(6 minutes)
■ Concept Development	(32 minutes)
■ Student Debrief	(7 minutes)
Total Time	(60 minutes)



Fluency Practice (15 minutes)

- Sprint: Multiply by 3 **3.OA.7** (10 minutes)
- Place Value and Value **4.NBT.2** (3 minutes)
- Base Ten Units **4.NBT.1** (2 minutes)

Sprint: Multiply by 3 (10 minutes)

Materials: (S) Multiply by 3 Sprint

Note: This fluency activity reviews a foundational third grade standard that helps students learn standard **4.NBT.5**.

Place Value and Value (3 minutes)

Materials: (T) Unlabeled millions place value chart (Lesson 2 Template)

Note: Reviewing and practicing place value skills in isolation prepares students for success in multiplying different place value units during the lesson.

- T: (Project the number 1,468,357 on a place value chart. Underline the 5.) Say the digit.
 S: 5.
 T: Say the place value of the 5.
 S: Tens.
 T: Say the value of 5 tens.



A NOTE ON STANDARDS ALIGNMENT:

In this lesson, students extend past 1 million (4.NBT standards limit to whole numbers less than or equal to 1 million) to establish a pattern of ones, tens, and hundreds within each base ten unit (thousands, millions, billions, trillions).

Calculations in following lessons are limited to less than or equal to 1 million. If students are not ready for this step, omit establishing the pattern and internalize the units of the thousands period.

S: 50.

Repeat process, underlining 8, 4, 1, and 6.

Base Ten Units (2 minutes)

Note: This fluency activity bolsters students' place value proficiency while reviewing multiplication concepts learned in Lessons 1 and 2.

T: (Project 2 tens = ____.) Say the number in standard form.

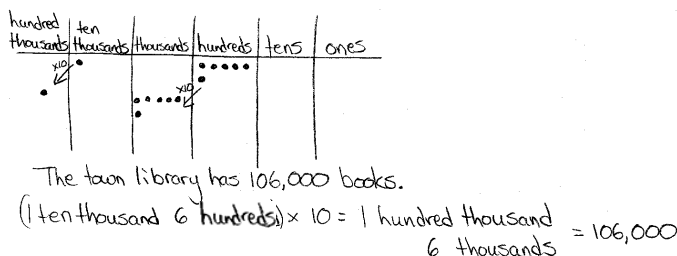
S: 2 tens = 20.

Repeat for possible sequence: 3 tens, 9 tens, 10 tens, 11 tens, 12 tens, 19 tens, 20 tens, 30 tens, 40 tens, 80 tens, 84 tens, and 65 tens.

Application Problem (6 minutes)

The school library has 10,600 books.
The town library has 10 times as many books.
How many books does the town library have?

Note: This Application Problem builds on the concept from the previous lesson of determining 10 times as much as a number.



Concept Development (32 minutes)

Materials: (S) Personal white board, unlabeled millions place value chart (Lesson 2 Template)

Note: Students will go beyond the **4.NBT** standard of using numbers less than or equal to 1 million to establish a pattern within the base ten units.

Introduction: Patterns of the base ten system.

- T: In the last lesson, we extended the place value chart to 1 million. Take a minute to label the place value headings on your place value chart. (Circulate and check all headings.)
- T: Excellent. Now talk with your partner about similarities and differences you see in those heading names.
- S: I notice some words repeat, like ten, hundred, and thousand, but *ones* appears once. \rightarrow I notice the thousand unit repeats 3 times—thousands, ten thousands, hundred thousands.



NOTES ON MULTIPLE MEANS FOR ACTION AND EXPRESSION:

Scaffold partner talk with sentence frames such as:

- "I notice ____."
- "The place value headings are alike because ____."
- "The place value headings are not alike because ____."
- "The pattern I notice is ____."
- "I notice the units ____."

- T: That's right! Beginning with thousands, we start naming new place value units by how many one thousands, ten thousands, and hundred thousands we have. What do you think the next unit might be called after 1 million?
- S: **Ten millions.**
- T: (Extend chart to the ten millions.) And the next?
- S: **Hundred millions.**
- T: (Extend chart again.) That's right! Just like with thousands, we name new units here in terms of how many one millions, ten millions, and hundred millions we have. 10 hundred millions gets renamed as 1 billion. Talk with your partner about what the next two place value units should be.
- S: Ten billions and hundred billions. → It works just like it does for thousands and millions.

Problem 1: Placing commas in and naming numbers.

- T: You've noticed a pattern: ones, tens, and hundreds; one thousands, ten thousands, and hundred thousands; one millions, ten millions, and hundred millions; and so on. We use commas to indicate this grouping of units, taken 3 at a time. For example, ten billion would be written: 10,000,000,000.
- T: (Write 3608430325.) Record this number and place the commas to show our groupings of units.
- S: (Record the number and place the commas.)
- T: (Show 430,325 on a place value chart.) How many thousands are in this number?
- S: 430.
- T: 430 what?
- S: 430 thousands.
- T: Correct, we read this number as "four hundred thirty thousand, three hundred twenty-five."
- T: (Extend chart and show 608,430,325.) How many millions are there in this number?
- S: 608 millions.
- T: Using what you know about our pattern in naming units, talk with your partner about how to name this number.
- S: Six hundred eight million, four hundred thirty thousand, three hundred twenty-five.



NOTES ON MULTIPLE MEANS FOR ACTION AND EXPRESSION:

Scaffold reading numbers into the hundred thousands with questioning such as:

- T: What's the value of the 3?
- S: 30 thousand.
- T: How many thousands altogether?
- S: 36 thousands.
- T: What's the value of the 8?
- S: 80.
- T: Add the remaining ones.
- S: 89.
- T: Read the whole number.
- S: Thirty-six thousand, eighty-nine.

Continue with similar numbers until students reach fluency. Alternate the student recording numbers, modeling, and reading.

Problem 2: Add to make 10 of a unit and bundling up to 1 million.

T: What would happen if we combined 2 groups of 5 hundreds? With your partner, draw place value disks to solve. Use the largest unit possible to express your answer.

S: 2 groups of 5 hundreds equals 10 hundreds. → It would make 10 hundreds which can be bundled to make 1 thousand.

T: Now, solve for 5 thousands plus 5 thousands. Bundle in order to express your answer using the largest unit possible.

S: 5 thousands plus 5 thousands equals 10 thousands. We can bundle 10 thousands to make 1 ten thousand.

T: Solve for 4 ten thousands plus 6 ten thousands. Express your answer using the largest unit possible.

S: 4 ten thousands plus 6 ten thousands equals 10 ten thousands. We can bundle 10 ten thousands to make 1 hundred thousand.

millions	hundred thousands	ten thousands	thousands	hundreds	tens	ones
			●	●●●●●●●●		

millions	hundred thousands	ten thousands	thousands	hundreds	tens	ones
	●	●●●●●●●●				

Continue renaming problems, showing regrouping as necessary.

- 3 hundred thousands + 7 hundred thousands
- 23 thousands + 4 ten thousands
- 43 ten thousands + 11 thousands

Problem 3: 10 times as many with multiple units.

T: On your place value chart, model 5 hundreds and 3 tens with place value disks. What is 10 times 5 hundreds 3 tens?

S: (Show charts.) 5 thousands 3 hundreds.

T: Model 10 times 5 hundreds 3 tens with digits on the place value chart. Record your answer in standard form.

S: (Students show 10 times 5 hundreds is 5 thousands and 10 times 3 tens is 3 hundreds as digits.) 5,300.

T: Check your partner's work and remind him/her of the comma's role in this number.

T: (Write 10×1 ten thousand 5 thousands 3 hundreds 9 ones = _____.) With your partner, solve this problem and write your answer in standard form.

S: $10 \times 15,309 = 153,090$.

millions	hundred thousands	ten thousands	thousands	hundreds	tens	ones
			●●●●●	●●●●●	●●●	

Problem Set (10 minutes)

Students should do their personal best to complete the Problem Set within the allotted 10 minutes. For some classes, it may be appropriate to modify the assignment by specifying which problems they work on first. Some problems do not specify a method for solving. Students should solve these problems using the RDW approach used for Application Problems.

Student Debrief (7 minutes)

Lesson Objective: Name numbers within 1 million by building understanding of the place value chart and placement of commas for naming base thousand units.

Invite students to review their solutions for the Problem Set and the totality of the lesson experience. They should check work by comparing answers with a partner before going over answers as a class. Look for misconceptions or misunderstandings that can be addressed in the Debrief. Guide students in a conversation to debrief the Problem Set.

You may choose to use any combination of the questions below to lead the discussion.

- In Problem 1, how did you know where to place commas within a number?
- Read aloud the numbers in Problem 1(d) and (e) with your partner. What role do the commas have as you read the numbers?
- How do place value understanding and the role of commas help you to read the value in the millions period that is represented by the number of millions, **ten millions**, and **hundred millions**?
- What did you discover as you solved Problem 3? How did 3(a) help you to solve 3(b)?
- How did you use the place value chart to help you compare unlike units in Problem 5?
- When might it be useful to omit commas? (Please refer to the UDL box for commas to guide your discussion.)



NOTES ON COMMAS:

Commas are optional for 4-digit numbers, as omitting them supports visualization of the total amount of each unit. For example, in the number 3247, 32 hundreds or 324 tens is easier to visualize when 3247 is written without a comma. In Grade 3, students understand 324 as 324 ones, 32 tens 4 ones, or 3 hundreds 2 tens 4 ones. This flexible thinking allows for seeing simplifying strategies (e.g., to solve $3247 - 623$, rather than decompose 3 thousands, students might subtract 6 hundreds from 32 hundreds: $32 \text{ hundreds} - 6 \text{ hundreds} = 26 \text{ hundreds}$ and 24 ones or 2624).

NYS COMMON CORE MATHEMATICS CURRICULUM Lesson 3 Problem Set 4•1

Name Jack Date _____

1. Rewrite the following numbers including commas where appropriate:

a. 1234 1,234 b. 12345 12,345 c. 123456 123,456

d. 1234567 1,234,567 e. 12345678901 12,345,678,901

2. Solve each expression. Record your answer in standard form.

Expression	Standard Form
5 tens + 5 tens	<u>100</u>
3 hundreds + 7 hundreds	<u>1,000</u>
400 thousands + 600 thousands	<u>1,000,000</u>
8 thousands + 4 thousands	<u>12,000</u>

3. Represent each addend with place value disks in the place value chart. Show the composition of larger units from 10 smaller units. Write the sum in standard form.

a. 4 thousands + 11 hundreds = 5,100

millions	hundred thousands	ten thousands	thousands	hundreds	tens	ones
			4	11		

b. 24 ten thousands + 11 thousands = 251,000

millions	hundred thousands	ten thousands	thousands	hundreds	tens	ones
	24	11				

COMMON CORE Lesson 3: Name numbers within one million by building understanding of the place value chart and placement of commas for naming base thousand units. engage^{ny} 1.A.8

Date: 4/27/13

Exit Ticket (3 minutes)

After the Student Debrief, instruct students to complete the Exit Ticket. A review of their work will help you assess the students' understanding of the concepts that were presented in the lesson today and plan more effectively for future lessons. You may read the questions aloud to the students.

NYS COMMON CORE MATHEMATICS CURRICULUM Lesson 3 Problem Set 4•1

4. Use digits or disks on the place value chart to represent the following equations. Write the product in standard form.

a. $10 \times 3 \text{ thousands} = 30,000$
How many thousands are in the answer? 30

millions	hundred thousands	ten thousands	thousands	Hundreds	Tens	ones
		• • •	• • •			

b. $(3 \text{ ten thousands } 2 \text{ thousands}) \times 10 = 320,000$
How many thousands are in the answer? 320

millions	hundred thousands	ten thousands	thousands	Hundreds	tens	ones
	• • •	• •	• •			

c. $(32 \text{ thousands } 1 \text{ hundred } 4 \text{ ones}) \times 10 = 321,040$
How many thousands are in your answer? 321

millions	hundred thousands	ten thousands	thousands	Hundreds	tens	ones
	• • •	• •	• •	•	• •	• •

5. Lee and Gary visited South Korea. They exchanged their dollars for South Korean bills. Lee received 15 ten thousand South Korean bills. Gary received 150 thousand bills. Use disks or numbers on a place value chart to compare Lee and Gary's money.

money	thousands	ten thousands	hundreds	tens	ones
Lee		15			
Gary	150				

Lee and Gary have the same amount of money.
15 ten thousands = 150,000
150 thousands = 150,000

COMMON CORE Lesson 3: Name numbers within one million by building understanding of the place value chart and placement of commas for naming base-thousand units. 4/27/13

engage^{ny} 1.A.9

A

Correct _____

Multiply.

1	$1 \times 3 =$		23	$10 \times 3 =$	
2	$3 \times 1 =$		24	$9 \times 3 =$	
3	$2 \times 3 =$		25	$4 \times 3 =$	
4	$3 \times 2 =$		26	$8 \times 3 =$	
5	$3 \times 3 =$		27	$5 \times 3 =$	
6	$4 \times 3 =$		28	$7 \times 3 =$	
7	$3 \times 4 =$		29	$6 \times 3 =$	
8	$5 \times 3 =$		30	$3 \times 10 =$	
9	$3 \times 5 =$		31	$3 \times 5 =$	
10	$6 \times 3 =$		32	$3 \times 6 =$	
11	$3 \times 6 =$		33	$3 \times 1 =$	
12	$7 \times 3 =$		34	$3 \times 9 =$	
13	$3 \times 7 =$		35	$3 \times 4 =$	
14	$8 \times 3 =$		36	$3 \times 3 =$	
15	$3 \times 8 =$		37	$3 \times 2 =$	
16	$9 \times 3 =$		38	$3 \times 7 =$	
17	$3 \times 9 =$		39	$3 \times 8 =$	
18	$10 \times 3 =$		40	$11 \times 3 =$	
19	$3 \times 10 =$		41	$3 \times 11 =$	
20	$3 \times 3 =$		42	$12 \times 3 =$	
21	$1 \times 3 =$		43	$3 \times 13 =$	
22	$2 \times 3 =$		44	$13 \times 3 =$	

B

Improvement _____

Correct _____

Multiply.

1	$3 \times 1 =$		23	$9 \times 3 =$	
2	$1 \times 3 =$		24	$3 \times 3 =$	
3	$3 \times 2 =$		25	$8 \times 3 =$	
4	$2 \times 3 =$		26	$4 \times 3 =$	
5	$3 \times 3 =$		27	$7 \times 3 =$	
6	$3 \times 4 =$		28	$5 \times 3 =$	
7	$4 \times 3 =$		29	$6 \times 3 =$	
8	$3 \times 5 =$		30	$3 \times 5 =$	
9	$5 \times 3 =$		31	$3 \times 10 =$	
10	$3 \times 6 =$		32	$3 \times 1 =$	
11	$6 \times 3 =$		33	$3 \times 6 =$	
12	$3 \times 7 =$		34	$3 \times 4 =$	
13	$7 \times 3 =$		35	$3 \times 9 =$	
14	$3 \times 8 =$		36	$3 \times 2 =$	
15	$8 \times 3 =$		37	$3 \times 7 =$	
16	$3 \times 9 =$		38	$3 \times 3 =$	
17	$9 \times 3 =$		39	$3 \times 8 =$	
18	$3 \times 10 =$		40	$11 \times 3 =$	
19	$10 \times 3 =$		41	$3 \times 11 =$	
20	$1 \times 3 =$		42	$13 \times 3 =$	
21	$10 \times 3 =$		43	$3 \times 13 =$	
22	$2 \times 3 =$		44	$12 \times 3 =$	

Name _____ Date _____

1. Rewrite the following numbers including commas where appropriate:

- a. 1234 _____ b. 12345 _____ c. 123456 _____
d. 1234567 _____ e. 12345678901 _____

2. Solve each expression. Record your answer in standard form.

Expression	Standard Form
5 tens + 5 tens	
3 hundreds + 7 hundreds	
400 thousands + 600 thousands	
8 thousands + 4 thousands	

3. Represent each addend with place value disks in the place value chart. Show the composition of larger units from 10 smaller units. Write the sum in standard form.

- a. 4 thousands + 11 hundreds = _____

millions	hundred thousands	ten thousands	thousands	hundreds	tens	ones

- b. 24 ten thousands + 11 thousands = _____

millions	hundred thousands	ten thousands	thousands	hundreds	tens	ones

4. Use digits or disks on the place value chart to represent the following equations. Write the product in standard form.

a. $10 \times 3 \text{ thousands} =$ _____

How many thousands are in the answer? _____

millions	hundred thousands	ten thousands	thousands	hundreds	tens	ones

b. $(3 \text{ ten thousands } 2 \text{ thousands}) \times 10 =$ _____

How many thousands are in the answer? _____

millions	hundred thousands	ten thousands	thousands	hundreds	tens	ones

c. $(32 \text{ thousands } 1 \text{ hundred } 4 \text{ ones}) \times 10 =$ _____

How many thousands are in your answer? _____

millions	hundred thousands	ten thousands	thousands	hundreds	tens	ones

5. Lee and Gary visited South Korea. They exchanged their dollars for South Korean bills. Lee received 15 ten thousand South Korean bills. Gary received 150 thousand bills. Use disks or numbers on a place value chart to compare Lee and Gary's money.



Name _____ Date _____

1. In the spaces provided write the following units in standard form. Be sure to place commas where appropriate.

a. 9 thousands 3 hundreds 4 ones _____

b. 6 ten thousands 2 thousands 7 hundreds 8 tens 9 ones _____

c. 1 hundred thousand 8 thousands 9 hundreds 5 tens 3 ones _____

2. Use digits or disks on the place value chart to write 26 thousands 13 hundreds.

millions	hundred thousands	ten thousands	thousands	hundreds	tens	ones

How many thousands are in the number you have written? _____

Name _____

Date _____

1. Rewrite the following numbers including commas where appropriate:

a. 4321 _____

b. 54321 _____

c. 224466 _____

d. 2224466 _____

e. 10010011001 _____

2. Solve each expression. Record your answer in standard form.

Expression	Standard Form
4 tens + 6 tens	
8 hundreds + 2 hundreds	
5 thousands + 7 thousands	

3. Represent each addend with place value disks in the place value chart. Show the composition of larger units from 10 smaller units. Write the sum in standard form.

a. 2 thousands + 12 hundreds = _____

millions	hundred thousands	ten thousands	thousands	hundreds	tens	ones

b. 14 ten thousands + 12 thousands = _____

millions	hundred thousands	ten thousands	thousands	hundreds	tens	ones

4. Use digits or disks on the place value chart to represent the following equations. Write the product in standard form.

a. $10 \times 5 \text{ thousands} =$ _____

How many thousands are in the answer? _____

millions	hundred thousands	ten thousands	thousands	hundreds	tens	ones

b. $(4 \text{ ten thousands } 4 \text{ thousands}) \times 10 =$ _____

How many thousands are in the answer? _____

millions	hundred thousands	ten thousands	thousands	hundreds	tens	ones

c. $(27 \text{ thousands } 3 \text{ hundreds } 5 \text{ ones}) \times 10 =$ _____

How many thousands are in your answer? _____

millions	hundred thousands	ten thousands	thousands	hundreds	tens	ones

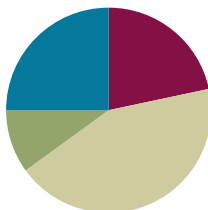
5. A large grocery store received an order of 2 thousand apples. A neighboring school received an order of 20 boxes of apples with 100 apples in each. Use disks or disks on a place value chart to compare the number of apples received by the school and the number of apples received by the grocery store.

Lesson 4

Objective: Read and write multi-digit numbers using base ten numerals, number names, and expanded form.

Suggested Lesson Structure

■ Fluency Practice	(13 minutes)
■ Application Problem	(6 minutes)
■ Concept Development	(26 minutes)
■ Student Debrief	(15 minutes)
Total Time	(60 minutes)



Fluency Practice (13 minutes)

- Skip-Counting **3.OA.4–7** (3 minutes)
- Place Value **4.NBT.2** (2 minutes)
- Numbers Expressed in Different Base Units **4.NBT.1** (8 minutes)

Skip-Counting (3 minutes)

Note: Practicing skip-counting on the number line builds a foundation for accessing higher order concepts throughout the year.

Direct students to skip-count by fours forward and backward to 48 focusing on transitions crossing the ten.

Place Value (2 minutes)

Materials: (S) Personal white board, unlabeled millions place value chart (Lesson 2 Template)

Note: Reviewing and practicing place value skills in isolation prepares students for success in writing multi-digit numbers in expanded form.

- T: Show 5 hundred thousands as place value disks and write the number below it on the place value chart.
- S: (Draw 5 hundred thousands disks and write 500,000 below the chart.)



NOTES ON MULTIPLE MEANS OF REPRESENTATION:

Place value fluency supports language acquisition as it couples meaningful visuals with valuable practice speaking the standard and unit form of numbers to 1 million.

T: Say the number in unit form.

S: 5 hundred thousands.

T: Say it in standard form.

S: 500,000.

Continue for the following possible sequence: 5 hundred thousands 3 ten thousands, 5 hundred thousands 3 hundreds, 5 ten thousands 3 hundreds, 1 hundred thousand 3 hundreds 5 tens, and 4 hundred thousands 2 ten thousands 5 tens 3 ones.

Numbers Expressed in Different Base Units (8 minutes)

Materials: (S) Personal white board

Note: This fluency activity prepares students for success in writing multi-digit numbers in expanded form.

Base Hundred Units

T: (Project 3 hundreds = ____.) Say the number in standard form.

S: 300.

Continue with a suggested sequence of 9 hundreds, 10 hundreds, 19 hundreds, 21 hundreds, 33 hundreds, 30 hundreds, 100 hundreds, 200 hundreds, 500 hundreds, 530 hundreds, 537 hundreds, and 864 hundreds.

Base Thousand Units

T: (Project 5 thousands = ____.) Say the number in standard form.

S: 5,000.

Continue with a suggested sequence of 9 thousands, 10 thousands, 20 thousands, 100 thousands, 220 thousands, and 347 thousands.

Base Ten Thousand Units

T: (Project 7 ten thousands = ____.) Say the number in standard form.

S: 70,000.

Continue with a suggested sequence of 9 ten thousands, 10 ten thousands, 12 ten thousands, 19 ten thousands, 20 ten thousands, 30 ten thousands, 80 ten thousands, 81 ten thousands, 87 ten thousands, and 99 ten thousands.

Base Hundred Thousand Units

T: (Project 3 hundred thousands = ____.) Say the number in standard form.

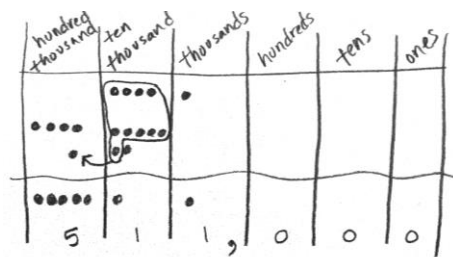
S: 300,000.

Continue with a suggested sequence of 2 hundred thousands, 4 hundred thousands, 5 hundred thousands, 7 hundred thousands, 8 hundred thousands, and 10 hundred thousands.

Application Problem (6 minutes)

There are about forty-one thousand Asian elephants and about four hundred seventy thousand African elephants left in the world. About how many Asian and African elephants are left in total?

Note: This Application Problem builds on the content of the previous lesson, requiring students to name base thousand units. It also builds from **3.NBT.2** (fluently add and subtract within 1000). Assist students by asking them to add using unit names (similar to the example), not the entire numbers as digits.



$$\begin{array}{r} 41 \text{ thousand Asian} \\ + 470 \text{ thousand African} \\ \hline 511 \text{ thousand elephants} \end{array}$$

About 511,000 elephants are left.

Concept Development (26 minutes)

Materials: (S) Personal white board, unlabeled millions place value chart (Lesson 2 Template)

Problem 1: Write a four-digit number in expanded form.

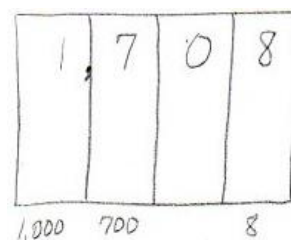
- T: On your place value chart write 1,708.
- T: What is the value of the 1?
- S: 1 thousand.
- T: (Record 1,000 under the thousands column.) What is the value of the 7?
- S: 7 hundred.
- T: (Record 700 under the hundreds column.) What value does the zero have?
- S: Zero. → Zero tens.
- T: What is the value of the 8?
- S: 8 ones.
- T: (Record 8 under the ones column.) What is the value of 1,000 and 700 and 8?
- S: 1,708.
- T: So 1,708 is the same as 1,000 plus 700 plus 8.
- T: Record that as a number sentence.
- S: (Write $1,000 + 700 + 8 = 1,708$.)



NOTES ON MULTIPLE MEANS OF ACTION AND EXPRESSION:

Scaffold student composition of number words with the following options:

- Provide individual cards with number words that can be easily copied.
- Allow students to abbreviate number words.
- Set individual goals for writing number words.
- Allow English language learners their language of choice for expressing number words.



Problem 2: Write a five-digit number in word form and expanded form.

T: Now erase your values and write this number: 27,085.

T: Show the value of each digit at the bottom of your place value chart.

S: (Write 20,000, 7,000, 80, and 5.)

T: Why is there no term representing the hundreds?

S: Zero stands for nothing. → Zero added to a number doesn't change the value.

T: With your partner write an addition sentence to represent 27,085.

S: $20,000 + 7,000 + 80 + 5 = 27,085$.

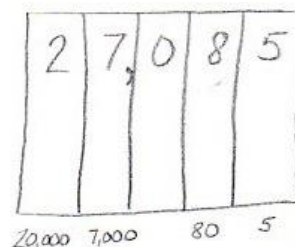
T: Now, read the number sentence with me.

S: Twenty thousand plus seven thousand plus eighty plus five equals twenty-seven thousand, eighty-five.

T: (Write the number as you speak.) You said "twenty-seven thousand, eighty-five."

T: What do you notice about where I placed a comma in both the standard form and word form?

S: It is placed after 27 to separate the thousands in both the standard form and word form.

**Problem 3: Transcribe a number in word form to standard and expanded form.**

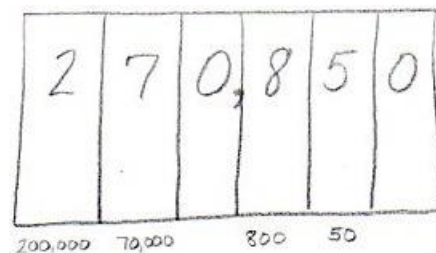
Display two hundred seventy thousand, eight hundred fifty.

T: Read this number. (Students read.) Tell your partner how you can match the word form to the standard form.

S: Everything you say, you should write in words. → The comma helps to separate the numbers in the thousands from the numbers in the hundreds, tens, and ones.

T: Write this number in your place value chart. Now, write this number in expanded form. Tell your partner the number sentence.

S: 200,000 plus 70,000 plus 800 plus 50 equals 270,850.



Repeat with sixty-four thousand, three.

Problem 4: Convert a number in expanded form to word and standard form.

Display $700,000 + 8,000 + 500 + 70 + 3$.

MP.3

T: Read this expression. (Students read.) Use digits to write this number in your place value chart.

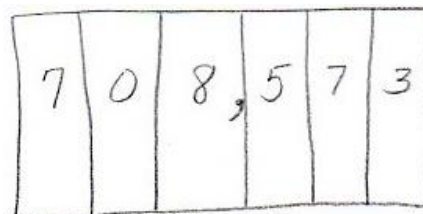
T: My sum is 78,573. Compare your sum with mine.

S: Your 7 is in the wrong place. → The value of the 7 is 700,000. Your 7 has a value of 70,000.

T: Read this number in standard form with me.

S: Seven hundred eight thousand, five hundred seventy-three.

T: Write this number in words. Remember to check for correct use of commas and hyphens.



Repeat with $500,000 + 30,000 + 10 + 3$.

Problem Set (10 minutes)

Students should do their personal best to complete the Problem Set within the allotted 10 minutes. For some classes, it may be appropriate to modify the assignment by specifying which problems they work on first. Some problems do not specify a method for solving. Students should solve these problems using the RDW approach used for Application Problems.

Student Debrief (15 minutes)

Lesson Objective: Read and write multi-digit numbers using base ten numerals, number names, and expanded form.

Invite students to review their solutions for the Problem Set and the totality of the lesson experience. They should check work by comparing answers with a partner before going over answers as a class. Look for misconceptions or misunderstandings that can be addressed in the Debrief. Guide students in a conversation to debrief the Problem Set.

You may choose to use any combination of the questions below to lead the discussion.

- Compare the numbers in Problems 1 and 2. What do you notice?
- As you completed the chart on Page 2, what number words were tricky to write? Which number words can be confused with other number words? Why? What strategies did you use to spell number words?

NYS COMMON CORE MATHEMATICS CURRICULUM Lesson 4 Problem Set 4•1

Name Jack Date _____

1a. On the place value chart below, label the units and represent the number 90,523.

millions	hundred thousands	ten thousands	thousands	hundreds	tens	ones
		9	0	5	2	3

b. Write the number in word form.
Ninety thousand, five hundred twenty-three

c. Write the number in expanded form.
 $90,000 + 500 + 20 + 3$

2a. On the place value chart below, label the units and represent the number 905,203.

millions	hundred thousands	ten thousands	thousands	hundreds	tens	ones
	9	0	5	2	0	3

b. Write the number in word form.
nine hundred five thousand, two hundred three

c. Write the number in expanded form.
 $900,000 + 5,000 + 200 + 3$

COMMON CORE Lesson 4: Read and write multi-digit numbers using base ten numerals, number names, and expanded form. Date: 4/13/15 engage^{ny} 1.A.6

- In Problem 4, Timothy and his dad read a number word in two ways. What other numbers can be read more than one way? Which way of reading a number best helps you solve? When?
- Two students discussed the importance of zero. Nate said that zero is not important while Jill said that zero is extremely important. Who is right? Why do you think so?
- What role can zero play in a number?
- How is expanded form related to the standard form of a number?
- When might you use expanded form to solve a calculation?

Exit Ticket (3 minutes)

After the Student Debrief, instruct students to complete the Exit Ticket. A review of their work will help you assess the students' understanding of the concepts that were presented in the lesson today and plan more effectively for future lessons. You may read the questions aloud to the students.

NYS COMMON CORE MATHEMATICS CURRICULUM Lesson 4 Problem Set 4•1

3. Complete the following chart:

Number	Word Form	Expanded Form
2,480	two thousand, four hundred eighty	$2,000 + 400 + 80$
20,482	twenty thousand, four hundred eighty-two	$20,000 + 400 + 80 + 2$
64,106	sixty-four thousand, one hundred six	$60,000 + 4,000 + 100 + 6$
604,016	six hundred four thousand sixteen	$600,000 + 4,000 + 10 + 6$
960,060	nine hundred sixty thousand sixty	$900,000 + 60,000 + 60$

4. Black Rhinos are endangered, with only 4,400 left in the world. Timothy read that number as "four thousand, four hundred." His father read the number as "44 hundred." Who read the number correctly? Use pictures, numbers or words to explain your answer.

Both Timothy and his father read the number correctly. 4,400 is "four thousand, four hundred." It can also be read as "forty-four hundred" since the 4 thousands can be regrouped as 40 hundreds. 40 hundreds plus 4 hundreds is forty-four hundreds.

COMMON CORE Lesson 4: Read and write multi-digit numbers using base ten numerals, number names, and expanded form. Date: 4/13/13

engage^{ny} 1.A.7

© 2013 Common Core, Inc. All rights reserved. commoncore.org

Name _____ Date _____

1. a. On the place value chart below, label the units and represent the number 90,523.

- b. Write the number in word form.

- c. Write the number in expanded form.

2. a. On the place value chart below, label the units and represent the number 905,203.

- b. Write the number in word form.

- c. Write the number in expanded form.

3. Complete the following chart:

Standard Form	Word Form	Expanded Form
	two thousand, four hundred eighty	
		$20,000 + 400 + 80 + 2$
	sixty-four thousand, one hundred six	
604,016		
960,060		

4. Black Rhinos are endangered, with only 4,400 left in the world. Timothy read that number as “four thousand, four hundred.” His father read the number as “44 hundred.” Who read the number correctly? Use pictures, numbers, or words to explain your answer.

Name _____

Date _____

1. Use the place value chart below to complete the following:

- Label the units on the chart.
 - Write the number $800,000 + 6,000 + 300 + 2$ in the place value chart.
 - Write the number in word form.
2. Write one hundred sixty thousand, five hundred eighty-two in expanded form.

Name _____ Date _____

1. a. On the place value chart below, label the units and represent the number 50,679.

- b. Write the number in word form.

- c. Write the number in expanded form.

2. a. On the place value chart below, label the units and represent the number 506,709.

- b. Write the number in word form.

- c. Write the number in expanded form.

3. Complete the following chart:

Standard Form	Word Form	Expanded Form
	five thousand, three hundred seventy	
		$50,000 + 300 + 70 + 2$
	thirty-nine thousand, seven hundred one	
309,017		
770,070		

4. Use pictures, numbers, and words to explain another way to say sixty-five hundred.



Topic B

Comparing Multi-Digit Whole Numbers

4.NBT.2

Focus Standard:	4.NBT.2	Read and write multi-digit whole numbers using base-ten numerals, number names, and expanded form. Compare two multi-digit numbers based on meanings of the digits in each place, using $>$, $=$, and $<$ symbols to record the results of comparisons.
Instructional Days:	2	
Coherence		
-Links from:	G2–M3	Place Value, Counting, and Comparison of Numbers to 1,000
-Links to:	G5–M1	Place Value and Decimal Fractions

In Topic B, students use place value to compare whole numbers. Initially using the place value chart, students compare the value of each digit to surmise which number is of greater value. Moving away from dependency on models and towards fluency with numbers, students compare numbers by observing across the entire number and noticing value differences. For example, in comparing 12,566 to 19,534, it is evident 19 thousands is greater than 12 thousands because of the value of the digits in the thousands unit. Additionally, students continue with number fluency by finding what is 1, 10, or 100 thousand more or less than a given number.

A Teaching Sequence Towards Mastery of Comparing Multi-Digit Whole Numbers

Objective 1: Compare numbers based on meanings of the digits using $>$, $<$, or $=$ to record the comparison. (Lesson 5)

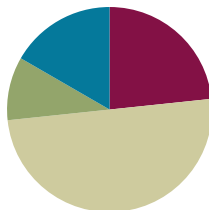
Objective 2: Find 1, 10, and 100 thousand more and less than a given number. (Lesson 6)

Lesson 5

Objective: Compare numbers based on meanings of the digits using $>$, $<$, or $=$ to record the comparison.

Suggested Lesson Structure

Fluency Practice	(14 minutes)
Application Problem	(6 minutes)
Concept Development	(30 minutes)
Student Debrief	(10 minutes)
Total Time	(60 minutes)



Fluency Practice (14 minutes)

- Sprint: Multiply by 4 **3.OA.7** (10 minutes)
- Unit Skip-Counting **4.NBT.1** (2 minutes)
- Place Value **4.NBT.2** (2 minutes)

Sprint: Multiply by 4 (10 minutes)

Materials: (S) Multiply by 4 Sprint

Note: This fluency reviews a foundational Grade 3 standard that helps students learn standard **4.NBT.5**.

Unit Skip-Counting (2 minutes)

Note: This activity applies skip-counting fluency that was built during the first four lessons and applies to concepts from the multiplying by ten lessons.

T: Count by twos to 20.

S: 2, 4, 6, 8, 10, 12, 14, 16, 18, 20.

T: Now count by 2 tens to 20 tens. Stop counting and raise your hand when you see me raise my hand.

S: 2 tens, 4 tens, 6 tens.

T/S: (Raise hand.)

T: Say the number in standard form.

S: 60.

Continue, stopping the students at 12 tens, 16 tens, and 20 tens.

Repeat the process. This time, count by threes to 30 and by 3 ten thousands to 30 ten thousands.

Place Value (2 minutes)

Note: Reviewing and practicing place value skills in isolation prepares students for success in comparing numbers during the lesson.

T: (Write 3,487.) Say the number.

S: 3,487.

T: What digit is in the tens place?

S: 8.

T: (Underline 8.) What's the value of the 8?

S: 80.

T: State the value of the 3.

S: 3,000.

T: 4?

S: 400.

Repeat for the following possible sequence: 59,607; 287,493; and 742,952.

Application Problem (6 minutes)

Draw and label the units on the place value chart to hundred thousands. Use each of the following digits (9, 8, 7, 3, 1, 0) once to create a number that is between 7 hundred thousands and 9 hundred thousands. In word form, write the number you created.

Extension: Create 2 more numbers following the same directions as above.

Note: This Application Problem builds on the content of the previous lesson, requiring students to read and write multi-digit numbers in expanded, word, and unit forms.

Hundred Thousands	Ten Thousands	Thousands	Hundreds	Tens	Ones
8	3	7	9	1	0
eight hundred thirty-seven thousand, nine hundred ten					

Concept Development (30 minutes)

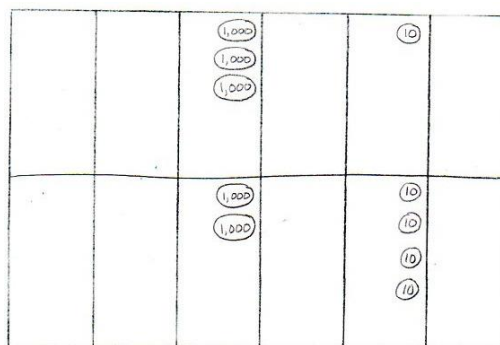
Materials: (S) Personal white board, unlabeled hundred thousands place value chart (Template)

Problem 1: Comparing two numbers with the same largest unit.

Display: 3,010 ○ 2,040

T: Let's compare two numbers. Say the standard form to your partner and model each number on your place value chart.

- S: Three thousand, ten. Two thousand, forty.
 T: What is the name of the unit with the greatest value?
 S: Thousands.
 T: Compare the value of the thousands.
 S: 3 thousands is greater than 2 thousands. → 2 thousands is less than 3 thousands.
 T: Tell your partner what would happen if we only compared tens rather than the unit with the greatest value.
 S: We would say that 2,040 is greater than 3,010, but that isn't right. → The number with more of the largest unit being compared is greater. → We don't need to compare the tens because the thousands are different.
 T: Thousands is our largest unit. 3 thousands is greater than 2 thousands so 3,010 is greater than 2,040. (Write the comparison symbol ">" in the circle.) Write this comparison statement on your board and say it to your partner in two different ways.
 S: (Write $3,010 > 2,040$.) 3,010 is greater than 2,040. 2,040 is less than 3,010.



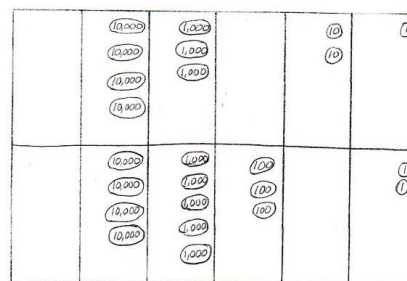
NOTES ON MULTIPLE MEANS OF REPRESENTATION:

Provide sentence frames for students to refer to when using comparative statements.

Problem 2: Comparing two numbers with an equal amount of the largest units.

Display: 43,021 ○ 45,302

- T: Model and read each number. How is this comparison different from our first comparison?
 S: Before, our largest unit was thousands. Now, our largest unit is ten thousands. → In this comparison, both numbers have the same number of ten thousands.
 T: If the digits of the largest unit are equal, how do we compare?
 S: We compare the thousands. → We compare the next largest unit. → We compare the digit one place to the right.
 T: Write your comparison statement on your board. Say the comparison statement in two ways.
 S: (Write $43,021 < 45,302$ and $45,302 > 43,021$.) 43,021 is less than 45,302. 45,302 is greater than 43,021.



Repeat the comparison process using 2,305 and 2,530 and then 970,461 and 907,641.

- T: Write your own comparison problem for your partner to solve. Create a two number comparison problem in which the largest unit in both numbers is the same.

Problem 3: Comparing values of multiple numbers using a place value chart.

Display: 32,434, 32,644, and 32,534.

T: Write these numbers in your place value chart. Whisper the value of each digit as you do so.

T: When you compare the value of these three numbers, what do you notice?

S: All three numbers have 3 ten thousands. → All three numbers have 2 thousands. → We can compare the hundreds because they are different.

T: Which number has the greatest value?

S: 32,644.

T: Tell your partner which number has the least value and how you know.

S: 32,434 is the smallest of the three numbers because it has the least number of hundreds.

T: Write the numbers from greatest to least. Use comparison symbols to express the relationships of the numbers.

S: (Write $32,644 > 32,534 > 32,434$.)

3	2	4	3	4
3	2	6	4	4
3	2	5	3	4

MP.1

**NOTES ON
MULTIPLE MEANS
OF ACTION AND
EXPRESSION:**

For students who have difficulty converting numbers from expanded form into standard form, demonstrate, using a place value chart to show how each number can be represented and then how the numbers can be added together. Alternatively, use place value cards (known as Hide Zero cards in the primary grades) to allow students to see the value of each digit that composes a number. The cards help students manipulate and visually display both the expanded form and the standard form of any number.

Problem 4: Comparing numbers in different number forms.

Display: Compare $700,000 + 30,000 + 20 + 8$ and $735,008$.

T: Discuss with your partner how to solve and write your comparison.

S: I will write the numerals in my place value chart to compare. → Draw disks for each number. → I'll write the first number in standard form, then compare.

S: (Write $730,028 < 735,008$.)

T: Tell your partner which units you compared and why.

S: I compared thousands because the larger units were the same. 5 thousands are greater than 0 thousands, so $735,008$ is greater than $730,028$.

Repeat with 4 hundred thousands 8 thousands 9 tens and $40,000 + 8,000 + 90$.

$$\boxed{700,000} + \boxed{30,000} + \boxed{20} + \boxed{8} = \boxed{730,028}$$

place value cards

Problem Set (10 minutes)

Students should do their personal best to complete the Problem Set within the allotted 10 minutes. For some classes, it may be appropriate to modify the assignment by specifying which problems they work on first. Some problems do not specify a method for solving. Students should solve these problems using the RDW approach used for Application Problems.

Student Debrief (10 minutes)

Lesson Objective: Compare numbers based on meanings of the digits using $>$, $<$, or $=$ to record the comparison.

Invite students to review their solutions for the Problem Set and the totality of the lesson experience. They should check work by comparing answers with a partner before going over answers as a class. Look for misconceptions or misunderstandings that can be addressed in the Debrief. Guide students in a conversation to debrief the Problem Set.

You may choose to use any combination of the questions below to lead the discussion.

- When comparing numbers, which is more helpful to you: lining up digits or lining up place value disks in a place value chart? Explain.
- How is comparing numbers in Problem 1(a) different from Problem 1(b)?
- How does your understanding of place value help to compare and order numbers?
- How can ordering numbers apply to real life?
- What challenges arise in comparing numbers when the numbers are written in different forms, such as in Problem 2?

Exit Ticket (3 minutes)

After the Student Debrief, instruct students to complete the Exit Ticket. A review of their work will help you assess the students' understanding of the concepts that were presented in the lesson today and plan more effectively for future lessons. You may read the questions aloud to the students.

NYS COMMON CORE MATHEMATICS CURRICULUM Lesson 5 Problem Set 4•1

Name Jack Date _____

1. Label the units in the place value chart. Draw place value disks to represent each number in the place value chart. Use $<$, $>$, or $=$ to compare the two numbers. Write the correct symbol in the circle.

a. $600,015$ \bigcirc $60,015$

b. $409,004$ \bigcirc $440,002$

2. Compare the two numbers by using the symbols $<$, $>$, and $=$. Write the correct symbol in the circle.

a. $342,001$ \bigcirc $94,981$

b. $500,000 + 80,000 + 9,000 + 100$ \bigcirc five hundred eight thousand, nine hundred one

c. 9 hundred thousands 8 thousands 9 hundreds 3 tens \bigcirc 908,930

d. 9 hundreds 5 ten thousands 9 ones \bigcirc 6 ten thousands 5 hundreds 9 ones

COMMON CORE Lesson 5: Compare numbers based on meanings of the digits, using $>$, $<$, or $=$ to record the comparison. 4/28/13 engage^{ny} 1.B.8

NYS COMMON CORE MATHEMATICS CURRICULUM Lesson 5 Problem Set 4•1

3. Use the information in the chart below to list the height in feet of each mountain from least to greatest. Then name the mountain that has the lowest elevation in feet.

Name of Mountain	Elevation in feet (ft.)
Allen Mountain	4,340 ft.
Mount Marcy	5,344 ft.
Mount Haystack	4,960 ft.
Slide Mountain	4,240 ft.

Slide Mountain has the lowest elevation in feet at 4,240 feet.

4. Arrange these numbers from least to greatest: 8,002 2,080 820 2,008 8,200

820 2,008 2,080 8,002 8,200

5. Arrange these numbers from greatest to least: 728,000 708,200 720,800 87,300

728,000 720,800 708,200 87,300

6. One astronomical unit, or 1 AU, is the approximate distance from Earth to the sun. The following are the approximate distances from Earth to nearby stars given in AUs:

Alpha Centauri is 275,725 AUs from Earth.
 Proxima Centauri is 268,269 AUs from Earth.
 Epsilon Eridani is 665,282 AUs from Earth.
 Barnard's Star is 377,098 AUs from Earth.
 Sirius is 542,774 AUs from Earth.

List the names of the stars and their distances in AUs in order from closest to farthest from Earth.

Proxima Centauri - 268,269 AUs
 Alpha Centauri - 275,725 AUs
 Barnard's Star - 377,098 AUs
 Sirius - 542,774 AUs
 Epsilon Eridani - 665,282 AUs

COMMON CORE Lesson 5: Compare numbers based on meanings of the digits, using $>$, $<$, or $=$ to record the comparison. 4/28/13 engage^{ny} 1.B.9

A

Correct _____

Multiply.

1	$1 \times 4 =$		23	$10 \times 4 =$	
2	$4 \times 1 =$		24	$9 \times 4 =$	
3	$2 \times 4 =$		25	$4 \times 4 =$	
4	$4 \times 2 =$		26	$8 \times 4 =$	
5	$3 \times 4 =$		27	$4 \times 3 =$	
6	$4 \times 3 =$		28	$7 \times 4 =$	
7	$4 \times 4 =$		29	$6 \times 4 =$	
8	$5 \times 4 =$		30	$4 \times 10 =$	
9	$4 \times 5 =$		31	$4 \times 5 =$	
10	$6 \times 4 =$		32	$4 \times 6 =$	
11	$4 \times 6 =$		33	$4 \times 1 =$	
12	$7 \times 4 =$		34	$4 \times 9 =$	
13	$4 \times 7 =$		35	$4 \times 4 =$	
14	$8 \times 4 =$		36	$4 \times 3 =$	
15	$4 \times 8 =$		37	$4 \times 2 =$	
16	$9 \times 4 =$		38	$4 \times 7 =$	
17	$4 \times 9 =$		39	$4 \times 8 =$	
18	$10 \times 4 =$		40	$11 \times 4 =$	
19	$4 \times 10 =$		41	$4 \times 11 =$	
20	$4 \times 3 =$		42	$12 \times 4 =$	
21	$1 \times 4 =$		43	$4 \times 12 =$	
22	$2 \times 4 =$		44	$13 \times 4 =$	

B

Improvement _____ # Correct _____

Multiply.

1	$4 \times 1 =$		23	$9 \times 4 =$	
2	$1 \times 4 =$		24	$3 \times 4 =$	
3	$4 \times 2 =$		25	$8 \times 4 =$	
4	$2 \times 4 =$		26	$4 \times 4 =$	
5	$4 \times 3 =$		27	$7 \times 4 =$	
6	$3 \times 4 =$		28	$5 \times 4 =$	
7	$4 \times 4 =$		29	$6 \times 4 =$	
8	$4 \times 5 =$		30	$4 \times 5 =$	
9	$5 \times 4 =$		31	$4 \times 10 =$	
10	$4 \times 6 =$		32	$4 \times 1 =$	
11	$6 \times 4 =$		33	$4 \times 6 =$	
12	$4 \times 7 =$		34	$4 \times 4 =$	
13	$7 \times 4 =$		35	$4 \times 9 =$	
14	$4 \times 8 =$		36	$4 \times 2 =$	
15	$8 \times 4 =$		37	$4 \times 7 =$	
16	$4 \times 9 =$		38	$4 \times 3 =$	
17	$9 \times 4 =$		39	$4 \times 8 =$	
18	$4 \times 10 =$		40	$11 \times 4 =$	
19	$10 \times 4 =$		41	$4 \times 11 =$	
20	$1 \times 4 =$		42	$12 \times 4 =$	
21	$10 \times 4 =$		43	$4 \times 12 =$	
22	$2 \times 4 =$		44	$13 \times 4 =$	

Name _____

Date _____

1. Label the units in the place value chart. Draw place value disks to represent each number in the place value chart. Use $<$, $>$, or $=$ to compare the two numbers. Write the correct symbol in the circle.

a. 600,015 60,015

b. 409,004 440,002

2. Compare the two numbers by using the symbols $<$, $>$, and $=$. Write the correct symbol in the circle.

a. 342,001 94,981

b. $500,000 + 80,000 + 9,000 + 100$ five hundred eight thousand, nine hundred one

c. 9 hundred thousands 8 thousands 9 hundreds 3 tens 908,930

d. 9 hundreds 5 ten thousands 9 ones 6 ten thousands 5 hundreds 9 ones

3. Use the information in the chart below to list the height in feet of each mountain from least to greatest. Then, name the mountain that has the lowest elevation in feet.

Name of Mountain	Elevation in Feet (ft.)
Allen Mountain	4,340 ft.
Mount Marcy	5,344 ft.
Mount Haystack	4,960 ft.
Slide Mountain	4,240 ft.

4. Arrange these numbers from least to greatest: 8,002 2,080 820 2,008 8,200

5. Arrange these numbers from greatest to least: 728,000 708,200 720,800 87,300

6. One astronomical unit, or 1 AU, is the approximate distance from Earth to the sun. The following are the approximate distances from Earth to nearby stars given in AUs:

Alpha Centauri is 275,725 AUs from Earth.

Proxima Centauri is 268,269 AUs from Earth.

Epsilon Eridani is 665,282 AUs from Earth.

Barnard's Star is 377,098 AUs from Earth.

Sirius is 542,774 AUs from Earth.

List the names of the stars and their distances in AUs in order from closest to farthest from Earth.

Name _____

Date _____

1. Four friends played a game. The player with the most points wins. Use the information in the table below to order the number of points each player earned from least to greatest. Then, name the person who won the game.

Player Name	Points Earned
Amy	2,398 points
Bonnie	2,976 points
Jeff	2,709 points
Rick	2,699 points

2. Use each of the digits 5, 4, 3, 2, 1 exactly once to create two different five-digit numbers.
- a. Write each number on the line and compare the two numbers by using the symbols $<$ or $>$. Write the correct symbol in the circle.

_____ ○ _____

- b. Use words to write a comparison statement for the problem above.

Name _____

Date _____

1. Label the units in the place value chart. Draw place value disks to represent each number in the place value chart. Use $<$, $>$, or $=$ to compare the two numbers. Write the correct symbol in the circle.

a. 909,013 ○ 90,013

b. 210,005 ○ 220,005

2. Compare the two numbers by using the symbols $<$, $>$, and $=$. Write the correct symbol in the circle.

a. 501,107 ○ 89,171

b. $300,000 + 50,000 + 1,000 + 800$ ○ six hundred five thousand, nine hundred eight

c. 3 hundred thousands 3 thousands 8 hundreds 4 tens ○ 303,840

d. 5 hundreds 6 ten thousands 2 ones ○ 3 ten thousands 5 hundreds 1 one

3. Use the information in the chart below to list the height, in feet, of each skyscraper from shortest to tallest. Then, name the tallest skyscraper.

Name of Skyscraper	Height of Skyscraper (ft.)
Willis Tower	1,450
One World Trade Center	1,776
Taipei 101	1,670
Petronas Towers	1,483

4. Arrange these numbers from least to greatest: 7,550 5,070 750 5,007 7,505
5. Arrange these numbers from greatest to least: 426,000 406,200 640,020 46,600
6. The areas of the 50 states can be measured in square miles (sq. miles).

California is 158,648 sq. miles. Nevada is 110,567 sq. miles. Arizona is 114,007 sq. miles.
Texas is 266,874 sq. miles. Montana is 147,047 sq. miles, and Alaska is 587,878 sq. miles.

Arrange the states in order from least area to greatest area.

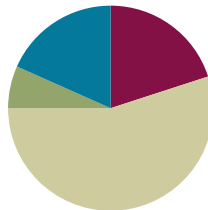
unlabeled hundred thousand place value chart

Lesson 6

Objective: Find 1, 10, and 100 thousand more and less than a given number.

Suggested Lesson Structure

■ Fluency Practice	(12 minutes)
■ Application Problem	(4 minutes)
■ Concept Development	(33 minutes)
■ Student Debrief	(11 minutes)
Total Time	(60 minutes)



Fluency Practice (12 minutes)

- Unit Skip-Counting **4.NBT.1** (3 minutes)
- Rename the Units **4.NBT.2** (5 minutes)
- Compare Numbers **4.NBT.2** (4 minutes)

Unit Skip-Counting (3 minutes)

Note: This activity applies skip-counting fluency to the multiplying by ten lessons.

- T: Count by threes to 30.
 S: 3, 6, 9, 12, 15, 18, 21, 24, 27, 30.
 T: Now count by 3 ten thousands to 30 ten thousands. Stop counting and raise your hand when you see me raise my hand.
 S: 3 ten thousands, 6 ten thousands, 9 ten thousands.
 T/S: (Raise hand.)
 T: Say the number in standard form.
 S: 90,000.

Continue, stopping the students at 15 ten thousands, 21 ten thousands, and 30 ten thousands.

Repeat the process. This time, count by fours to 40 and by 4 hundred thousands to 40 hundred thousands.



NOTES ON MULTIPLE MEANS OF ACTION AND EXPRESSION:

Before directing the students to count by *3 ten thousands*, direct them first to count by *3 cats*. Then, direct them to count by *3 hundreds*. Finally, bridge the directions to counting by *3 ten thousands*.

Rename the Units (5 minutes)

Note: This fluency activity applies students' place value skills in a new context that helps them better access the lesson's content.

Materials: (S) Personal white board

T: (Write 54,783.) Say the number.

S: 54,783.

T: How many thousands are in 54,783?

S: 54 thousands.

T: (Write $54,783 = \underline{\hspace{1cm}}$ thousands $\underline{\hspace{1cm}}$ ones.) On your personal white boards, fill in the equation.

S: (Write $54,783 = 54$ thousands 783 ones.)

T: How many ten thousands are in 54,783?

S: 5 ten thousands.

T: (Write $54,783 = \underline{\hspace{1cm}}$ ten thousands $\underline{\hspace{1cm}}$ hundreds $\underline{\hspace{1cm}}$ ones.) On your boards, fill in the equation.

S: (Write $54,783 = 5$ ten thousands 47 hundreds 83 ones.)

Follow the same process and sequence for 234,673.

Compare Numbers (4 minutes)

Materials: (S) Personal white board

Note: This fluency activity reviews comparing number concepts learned in Lesson 5.

T: (Write 231,005 $\underline{\hspace{1cm}}$ 83,872.) On your personal white boards, compare the numbers by writing the greater than, less than, or equal to symbol.

S: (Write $231,005 > 83,872$.)

Repeat using the following sequence: 6 thousands 4 hundreds 9 tens $\underline{\hspace{1cm}}$ 5 ten thousands 4 hundreds 9 ones and 8 hundred thousands 7 thousands 8 hundreds 2 tens $\underline{\hspace{1cm}}$ 807,820.

Application Problem (4 minutes)

Use the digits 5, 6, 8, 2, 4, and 1 to create two six-digit numbers. Be sure to use each of the digits within both numbers. Express the numbers in word form and use a comparison symbol to show their relationship.

Note: This Application Problem builds on the content of the previous two lessons.

Example: 586,241 412,685
 five hundred eighty-six thousand, two hundred forty-one >
 four hundred twelve thousand, six hundred eighty-five

Concept Development (33 minutes)

Materials: (T) Unlabeled hundred thousands place value chart (Lesson 5 Template) (S) Personal white board, unlabeled hundred thousands place value chart (Lesson 5 Template)

Problem 1: Find 1 thousand more and 1 thousand less.

T: (Draw 2 thousand disks in the place value chart.) How many thousands do you count?

S: Two thousands.

T: What number is one thousand more? (Draw 1 more thousand.)

S: Three thousands.

T: (Write 3 thousands 112 ones.) Model this number with disks and write its expanded and standard form.

S: (Write $3,000 + 100 + 10 + 2$. 3,112.)

T: Draw 1 more unit of one thousand. What number is 1 thousand more than 3,112?

S: 4,112 is 1 thousand more than 3,112.

T: 1 thousand less than 3,112?

S: 2,112.

T: Draw 1 ten thousand disk. What number do you have now?

S: 14,112.

T: Show 1 less unit of 1 thousand. What number is 1 thousand less than 14,112?

S: 13,112.

T: 1 thousand more than 14,112?

S: 15,112.

T: Did the largest unit change? Discuss with your partner.

S: (Discuss.)

T: Show 19,112. (Pause as students draw.) What is 1 thousand less? 1 thousand more than 19,112?

S: 18,112. 20,112.

T: Did the largest unit change? Discuss with your partner.

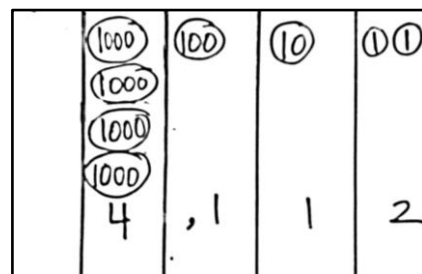
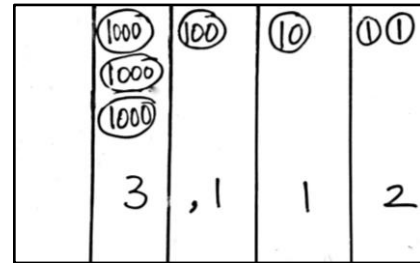
S: (Discuss.)

T: Show 199,465. (Pause as they do so.) What is 1 thousand less? 1 thousand more than 199,465?

S: 198,465. 200,465.

T: Did the largest unit change? Discuss with your partner.

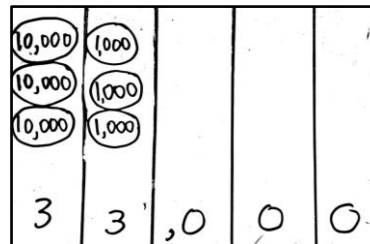
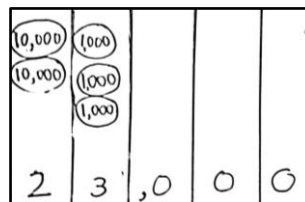
S: (Discuss.)



MP.5

Problem 2: Find 10 thousand more and 10 thousand less.

- T: Use numbers and disks to model 2 ten thousands 3 thousands. Read and write the expanded form.
- S: (Model, read and write $20,000 + 3,000 = 23,000$.)
- T: What number is 10 thousand more than 2 ten thousands 3 thousands? Draw, read, and write the expanded form.
- S: (Model, read and write $20,000 + 10,000 + 3,000 = 33,000$.)
- T: (Display $100,000 + 30,000 + 4,000$.) Use disks and numbers to model the sum. What number is 10 thousand more than 134,000? Say your answer as an addition sentence.
- S: 10,000 plus 134,000 is 144,000.
- T: (Display $25,130 - 10,000$.) What number is 10 thousand less than 25,130? Work with your partner to use numbers and disks to model the difference. Write and whisper to your partner an equation in unit form to verify your answer.
- S: (Model, read, and write 2 ten thousands 5 thousands 1 hundred 3 tens minus 1 ten thousand is 1 ten thousand 5 thousands 1 hundred 3 tens.)

**Problem 3: Find 100 thousand more and 100 thousand less.**

- T: (Display 200,352.) Work with your partner to find the number that is 100 thousand more than 200,352. Write an equation to verify your answer.
- S: (Write $200,352 + 100,000 = 300,352$.)
- T: (Display 545,000 and 445,000 and 345,000.) Read these three numbers to your partner. Predict the next number in my pattern and explain your reasoning.
- S: I predict the next number will be 245,000. I notice the numbers decrease by 100,000. 345,000 minus 100,000 is 245,000. → I notice the hundred thousand units decreasing: 5 hundred thousands, 4 hundred thousands, 3 hundred thousands. I predict the next number will have 2 hundred thousands. I notice the other units do not change, so the next number will be 2 hundred thousands 4 ten thousands 5 thousands.

**NOTES ON
MULTIPLE MEANS
OF ENGAGEMENT:**

After students predict the next number in the pattern, ask students to create their own pattern using the strategy of one thousand more or less, ten thousand more or less, or one hundred thousand more or less. Then, ask students to challenge their classmates to predict the next number in the pattern.

Problem Set (10 minutes)

Students should do their personal best to complete the Problem Set within the allotted 10 minutes. For some classes, it may be appropriate to modify the assignment by specifying which problems they work on first. Some problems do not specify a method for solving. Students should solve these problems using the RDW approach used for Application Problems.

Student Debrief (11 minutes)

Lesson Objective: Find 1, 10, and 100 thousand more and less than a given number.

Invite students to review their solutions for the Problem Set and the totality of the lesson experience. They should check work by comparing answers with a partner before going over answers as a class. Look for misconceptions or misunderstandings that can be addressed in the Debrief. Guide students in a conversation to debrief the Problem Set.

You may choose to use any combination of the questions below to lead the discussion.

- When drawing place value disks in the Problem Set, how did you show that a number was added or that a number was taken away? If you used symbols, which symbols did you use?
- Look at Problem 2 in the Problem Set. How did you solve? Compare your method to your partner's. How else could you model?
- Why were Problem 3(e) and (f) more challenging than the rest? How did you use your place value knowledge to solve?
- Look at Problem 4. What strategy did you use to complete the pattern? How many ways can we model to solve? Which way is best? Why do you think so?
- Compare Problem 3 and Problem 4. Which was easier to solve? Why?
- How does your understanding of place value help you add or subtract 1,000, 10,000, and 100,000?
- What place value patterns have we discovered?

NYS COMMON CORE MATHEMATICS CURRICULUM Lesson 6 Problem Set 4•1

Name Jack Date _____

1. Label the place value chart. Use place value disks to find the sum or difference. Write the answer in standard form on the line.

a. 10,000 more than six hundred five thousand, four hundred seventy-two is 615,472

b. 100 thousand less than $400,000 + 80,000 + 1,000 + 30 + 6$ is 381,036

c. 230,070 is 100,000 more than 130,070.

2. Lucy plays an online math game. She scored 100,000 more points on Level 2 than on Level 3. If she scored 349,867 points on Level 2, what was her score on Level 3? Use pictures, words, or numbers to explain your thinking.

Lucy's Level 3 score was 249,867

COMMON CORE Lesson 6: Find 1, 10, and 100 thousand more and less than a given number. engage^{ny} 1.B.6

NYS COMMON CORE MATHEMATICS CURRICULUM Lesson 6 Problem Set 4•1

3. Complete the following equations:

a. $10,000 + 40,060 =$ 50,060 b. $21,195 - 10,000 =$ 11,195

c. $999,000 + 1,000 =$ 1,000,000 d. $129,231 - 100,000 =$ 29,231

e. $122,000 = 22,000 +$ 100,000 f. $38,018 = 39,018 -$ 1,000

4. Fill in the empty boxes to complete the patterns.

a. 150,010 160,010 170,010 180,010 190,010 200,010

Explain in pictures, numbers, or words how you found your answer. The numbers increase by 10,000 each time.

b. 998,756 898,756 798,756 698,756 598,756 498,756

Explain in pictures, numbers, or words how you found your answer. The numbers decrease by 100,000 each time.

c. 744,369 743,369 742,369 741,369 740,369 739,369

Explain in pictures, numbers, or words how you found your answer. The numbers decrease by 1,000 each time.

d. 128,910 118,910 108,910 98,910 88,910 78,910

Explain in pictures, numbers, or words how you found your answer. The numbers decrease by 10,000 each time.

COMMON CORE Lesson 6: Find 1, 10, and 100 thousand more and less than a given number. engage^{ny} 1.B.7

Exit Ticket (3 minutes)

After the Student Debrief, instruct students to complete the Exit Ticket. A review of their work will help you assess the students' understanding of the concepts that were presented in the lesson today and plan more effectively for future lessons. You may read the questions aloud to the students.

Name _____

Date _____

1. Label the place value chart. Use place value disks to find the sum or difference. Write the answer in standard form on the line.

a. 10,000 more than six hundred five thousand, four hundred seventy-two is _____.

b. 100 thousand less than $400,000 + 80,000 + 1,000 + 30 + 6$ is _____.

c. 230,070 is _____ than 130,070.

2. Lucy plays an online math game. She scored 100,000 more points on Level 2 than on Level 3. If she scored 349,867 points on Level 2, what was her score on Level 3? Use pictures, words, or numbers to explain your thinking.

3. Fill in the blank for each equation.

a. $10,000 + 40,060 =$ _____

b. $21,195 - 10,000 =$ _____

c. $999,000 + 1,000 =$ _____

d. $129,231 - 100,000 =$ _____

e. $122,000 = 22,000 +$ _____

f. $38,018 = 39,018 -$ _____

4. Fill in the empty boxes to complete the patterns.

a.

150,010		170,010		190,010	
---------	--	---------	--	---------	--

Explain in pictures, numbers, or words how you found your answers.

b.

	898,756	798,756			498,756
--	---------	---------	--	--	---------

Explain in pictures, numbers, or words how you found your answers.

c.

744,369	743,369		741,369		
---------	---------	--	---------	--	--

Explain in pictures, numbers, or words how you found your answers.

d.

	118,910			88,910	78,910
--	---------	--	--	--------	--------

Explain in pictures, numbers, or words how you found your answers.

Name _____

Date _____

1. Fill in the empty boxes to complete the pattern.

468,235			471,235	472,235	
---------	--	--	---------	---------	--

Explain in pictures, numbers, or words how you found your answers.

2. Fill in the blank for each equation.

a. $1,000 + 56,879 =$ _____

b. $324,560 - 100,000 =$ _____

c. $456,080 - 10,000 =$ _____

d. $10,000 + 786,233 =$ _____

3. The population of Rochester, NY in the 2000 Census was 219,782. The 2010 Census found that the population decreased by about 10,000. About how many people lived in Rochester in 2010? Explain in pictures, numbers, or words how you found your answer.

Name _____ Date _____

1. Label the place value chart. Use place value disks to find the sum or difference. Write the answer in standard form on the line.

a. 100,000 less than five hundred sixty thousand, three hundred thirteen is _____.

b. Ten thousand more than $300,000 + 90,000 + 5,000 + 40$ is _____.

c. 447,077 is _____ than 347,077.

2. Fill in the blank for each equation:

a. $100,000 + 76,960 =$ _____

b. $13,097 - 1,000 =$ _____

c. $849,000 - 10,000 =$ _____

d. $442,210 + 10,000 =$ _____

e. $172,090 = 171,090 +$ _____

f. $854,121 = 954,121 -$ _____

3. Fill in the empty boxes to complete the patterns.

a.

145,555		147,555		149,555	
---------	--	---------	--	---------	--

Explain in pictures, numbers, or words how you found your answers.

b.

	764,321	774,321			804,321
--	---------	---------	--	--	---------

Explain in pictures, numbers, or words how you found your answers.

c.

125,876	225,876		425,876		
---------	---------	--	---------	--	--

Explain in pictures, numbers, or words how you found your answers.

d.

	254,445			224,445	214,445
--	---------	--	--	---------	---------

Explain in pictures, numbers, or words how you found your answers.

4. In 2012, Charlie earned an annual salary of \$54,098. At the beginning of 2013, Charlie's annual salary was raised by \$10,000. How much money will Charlie earn in 2013? Use pictures, words, or numbers to explain your thinking.



Topic C

Rounding Multi-Digit Whole Numbers

4.NBT.3

Focus Standard:	4.NBT.3	Use place value understanding to round multi-digit whole numbers to any place.
Instructional Days:	4	
Coherence -Links from:	G3–M2	Place Value and Problem Solving with Units of Measure
-Links to:	G5–M1	Place Value and Decimal Fractions

In Topic C, students round to any place using the vertical number line and approximation. The vertical number line allows students to line up place values of the numbers they are comparing. In Grade 3, students rounded to the nearest 10 or 100 using place value understanding. Now, they extend this understanding rounding to the nearest thousand, ten thousand, and hundred thousand. Uniformity in the base ten system easily transfers understanding from the Grade 3 (3.NBT.1) to Grade 4 (4.NBT.3) standard.

Rounding to the leftmost unit is easiest for students, but Grade 4 students learn the advantages to rounding to any place value, which increases accuracy. Students move from dependency on the number line and learn to round a number to a particular unit. To round 34,108 to the nearest thousand, students find the nearest multiple, 34,000 or 35,000, by seeing if 34,108 is more than or less than halfway between the multiples. The final lesson of Topic C presents complex and real world examples of rounding, including instances where the number requires rounding down, but the context requires rounding up.

A Teaching Sequence Towards Mastery of Rounding Multi-Digit Whole Numbers

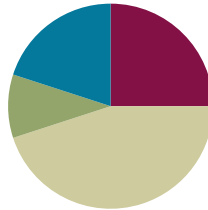
- Objective 1:** Round multi-digit numbers to the thousands place using the vertical number line. (Lesson 7)
- Objective 2:** Round multi-digit numbers to any place using the vertical number line. (Lesson 8)
- Objective 3:** Use place value understanding to round multi-digit numbers to any place value. (Lesson 9)
- Objective 4:** Use place value understanding to round multi-digit numbers to any place value using real world applications. (Lesson 10)

Lesson 7

Objective: Round multi-digit numbers to the thousands place using the vertical number line.

Suggested Lesson Structure

■ Fluency Practice	(15 minutes)
■ Application Problem	(6 minutes)
■ Concept Development	(27 minutes)
■ Student Debrief	(12 minutes)
Total Time	(60 minutes)



Fluency Practice (15 minutes)

- Change Place Value **4.NBT.1** (5 minutes)
- Number Patterns **4.NBT.1** (5 minutes)
- Find the Midpoint **4.NBT.3** (5 minutes)

Change Place Value (5 minutes)

Materials: (S) Personal white board, unlabeled hundred thousands place value chart (Lesson 5 Template)

Note: This fluency activity reviews Lesson 6's content.

T: (Project place value chart. Write 3 hundred thousands, 5 ten thousands, 2 thousands, 1 hundred, 5 tens, and 4 ones.) On your personal white board, draw place value disks and write the numbers beneath it.

S: (Draw disks and write 352,154.)

T: Show 100 more.

S: (Draw 1 more 100 disk, erase the number 1 in the hundreds place, and replace it with a 2 so that their boards now read 352,254.)

Possible further sequence: 10,000 less, 100,000 more, 1 less, and 10 more.

Repeat with the following: 7,385; 297,084; and 306,032.

Number Patterns (5 minutes)

Materials: (S) Personal white board

Note: This activity synthesizes skip-counting fluency with Lesson 6's content and applies it in a context that lays a foundation for rounding multi-digit numbers to the thousands place.

- T: (Project 50,300; 60,300; 70,300; ____.) What is the place value of the digit that's changing?
 S: Ten thousand.
 T: Count with me saying the value of the digit I'm pointing to. (Point at the ten thousand digit as students count.)
 S: 50,000; 60,000; 70,000.
 T: On your personal board, write what number would come after 70,300.
 S: (Write 80,300.)

Repeat for the following possible sequence, using place value disks if students are struggling:

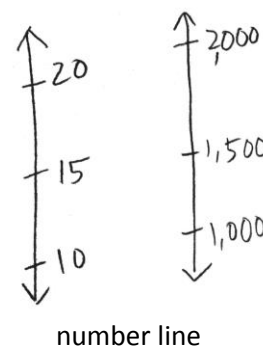
92,010	82,010	72,010	_____
135,004	136,004	137,004	_____
832,743	832,643	832,543	_____
271,543	281,543	291,543	_____

Find the Midpoint (5 minutes)

Materials: (S) Personal white board

Note: Practicing this skill in isolation lays a foundation to conceptually understand rounding on a vertical number line and reviews Grade 3 skills in anticipation of this lesson.

Project a vertical number line with endpoints 10 and 20.



- T: What's halfway between 10 and 20?
 S: 15.
 T: (Write 15 halfway between 10 and 20. Draw a second line with 1,000 and 2,000 as the endpoints.) How many hundreds are in 1,000?
 S: 10 hundreds.
 T: (Below 1,000, write 10 hundreds.) How many hundreds are in 2,000?
 S: 20 hundreds.
 T: (Write 20 hundreds below 2,000.) What's halfway between 10 hundreds and 20 hundreds?
 S: 15 hundreds.
 T: (Write 1,500 halfway between 1,000 and 2,000. Below 1,500, write 15 hundreds.) On your personal board, draw a vertical number line with two endpoints and a midpoint.
 S: (Draw number line with two endpoints and a midpoint.)

MP.2

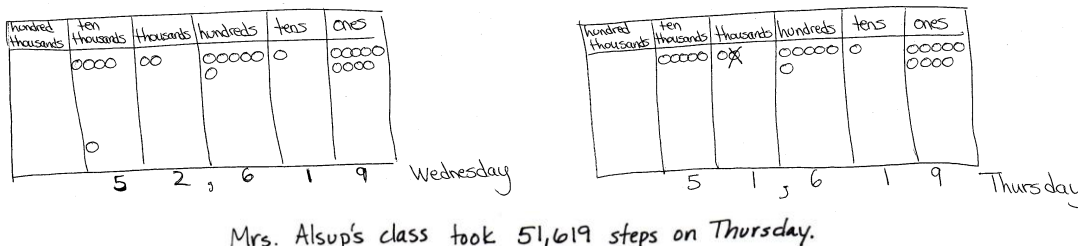
MP.2

- T: Label 31,000 and 32,000 as endpoints.
 S: (Label 31,000 and 32,000 as endpoints.)
 T: How many hundreds are in 31,000?
 S: 310 hundreds.
 T: How many hundreds are in 32,000?
 S: 320 hundreds.
 T: Identify the midpoint.
 S: (Write 31,500.)

Repeat process and procedure to find the midpoint of 831,000 and 832,000; 63,000 and 64,000; 264,000 and 265,000; and 99,000 and 100,000.

Application Problem (6 minutes)

According to their pedometers, Mrs. Alsup's class took a total of 42,619 steps on Tuesday. On Wednesday, they took ten thousand more steps than they did on Tuesday. On Thursday, they took one thousand fewer steps than they did on Wednesday. How many steps did Mrs. Alsup's class take on Thursday?



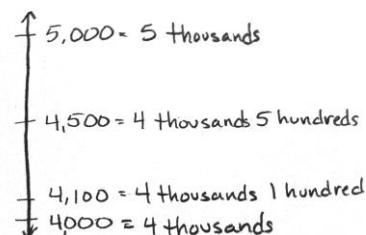
Note: This Application Problem builds on the concept of the previous lesson requiring students to find 1 thousand, 10 thousand, or 100 thousand more or less than a given number.

Concept Development (27 minutes)

Materials: (S) Personal white board

Problem 1: Use a vertical number line to round four-digit numbers to the nearest thousand.

- T: (Draw a vertical number line with 2 endpoints.) We are going to round 4,100 to the nearest thousand. How many thousands are in 4,100?
 S: 4 thousands.
 T: (Mark the lower endpoint with 4 thousands.) And 1 more thousand would be?
 S: 5 thousands.
 T: (Mark the upper endpoint with 5 thousands.) What's halfway



between 4 thousands and 5 thousands?

S: 4,500.

T: (Label 4,500 on the number line.) Where should I label 4,100? Tell me where to stop. (Move your marker up the line.)

S: Stop!

T: (Label 4,100 on the number line.) Is 4,100 nearer to 4 thousands or 5 thousands?

S: 4,100 is nearer to 4 thousands.

T: True. We say 4,100 rounded to the nearest thousand is 4,000.

T: (Label 4,700 on the number line.) What about 4,700?

S: 4,700 is nearer to 5 thousands.

T: Therefore, we say 4,700 rounded to the nearest thousand is 5,000.



NOTES ON MULTIPLE MEANS OF REPRESENTATION:

For those students who have trouble conceptualizing *halfway*, demonstrate *halfway* using students as models. Two students represent the thousands. A third student represents halfway. A fourth student represents the number being rounded. Discuss: Where do they belong? To whom are they nearer? To which number would they round?

Problem 2: Use a vertical number line to round five- and six-digit numbers to the nearest thousand.

T: Let's round 14,500 to the nearest thousand. How many thousands are there in 14,500?

S: 14 thousands.

T: What's 1 more thousand?

S: 15 thousands.

T: Designate the endpoints on your number line. What is halfway between 14,000 and 15,000?

S: 14,500. Hey, that's the number that we are trying to round to the nearest thousand.

T: True. 14,500 is right in the middle. It is the halfway point. It is not closer to either number. The rule is that we round up. 14,500 rounded to the nearest thousand is 15,000.

T: With your partner, mark 14,990 on your number line and round it to the nearest thousand.

S: 14,990 is nearer to 15 thousands or 15,000.

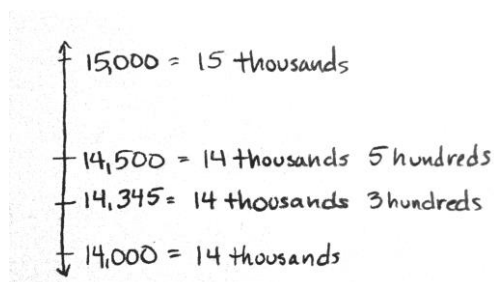
T: Mark 14,345 on your number line. Talk with your partner about how to round it to the nearest thousand.

S: 14,345 is nearer to 14 thousands. → 14,345 is nearer to 14,000. → 14,345 rounded to the nearest thousand is 14,000.

T: Is 14,345 more than or less than the halfway point?

S: Less than.

T: We can look to see if 14,345 is closer to 14,000 or 15,000, and we can also look to see if it is greater than or less than the halfway point. If it is less than the halfway point, it is closer to 14,000.



Repeat using the numbers 215,711 and 214,569 rounding to the nearest thousand, naming how many thousands are in each number.

Problem Set (10 minutes)

Students should do their personal best to complete the Problem Set within the allotted 10 minutes. For some classes, it may be appropriate to modify the assignment by specifying which problems they work on first. Some problems do not specify a method for solving. Students should solve these problems using the RDW approach used for Application Problems.

Student Debrief (12 minutes)

Lesson Objective: Round multi-digit numbers to the thousands place using the vertical number line.

Invite students to review their solutions for the Problem Set and the totality of the lesson experience. They should check work by comparing answers with a partner before going over answers as a class. Look for misconceptions or misunderstandings that can be addressed in the Debrief. Guide students in a conversation to debrief the Problem Set.

You may choose to use any combination of the questions below to lead the discussion.

- Look at Problem 1 in the Problem Set. Compare how you rounded 6,700 and 16,401. Explain how your rounding to the nearest thousand differed even though both numbers have a 6 in the thousands place.
- What was your strategy for solving Problem 4? How did the vertical number line support your thinking?
- What makes 5 special in rounding?
- How does the number line help you round numbers? Is there another way you prefer? Why?
- What is the purpose of rounding?
- When might we use rounding or estimation?

Exit Ticket (3 minutes)

After the Student Debrief, instruct students to complete the Exit Ticket. A review of their work will help you assess the students' understanding of the concepts that were presented in the lesson today and plan more effectively for future lessons. You may read the questions aloud to the students.

NYS COMMON CORE MATHEMATICS CURRICULUM Lesson 7 Problem Set 4•1

Name Jack Date _____

1. Round to the nearest thousand. Use the number line to model your thinking.

a. $6,700 =$ 7,000

b. $9,340 =$ 9,000

c. $16,401 =$ 16,000

d. $39,545 =$ 40,000

e. $399,499 =$ 399,000

f. $840,007 =$ 840,000

COMMON CORE Lesson 7: Round multi-digit numbers to the thousands place using the vertical number line. Date: 4/28/13 engage^{ny} 1.C.6

NYS COMMON CORE MATHEMATICS CURRICULUM Lesson 7 Problem Set 4•1

2. A pilot wanted to know about how many kilometers he flew on his last 3 flights. From NYC to London, he flew 5,572 km. Then, from London to Beijing, he flew 8,147 km. Finally, he flew 10,996 km from Beijing back to NYC. Round each number to the nearest thousand, and then find the sum of the rounded numbers to estimate about how many kilometers the pilot flew.

$5,572 \approx 6,000$
 $8,147 \approx 8,000$
 $10,996 \approx 11,000$

$$\begin{array}{r} 6,000 \\ 8,000 \\ + 11,000 \\ \hline 25,000 \end{array}$$

The pilot flew about 25,000 miles.

3. Mrs. Smith's class is learning about healthy eating habits. The students learned that the average child should consume about 12,000 calories each week. Kerry consumed 12,748 calories last week. Tyler consumed 11,702 calories last week. Round to the nearest thousand to find who consumed closer to the recommended number of calories. Use pictures, numbers, or words to explain.

$12,748 \approx 13,000$
 $11,702 \approx 12,000$

Kerry: 12,748
Tyler: 11,702

Tyler consumed closer to the recommended number of calories. When rounding to the nearest thousand, Kerry consumed closer to 13,000 calories. Tyler consumed closer to 12,000 calories.

4. For the 2013-2014 school year, the cost of tuition at Cornell University was \$43,000 when rounded to the nearest thousand. What is the greatest possible amount the tuition could be? What is the least possible amount the tuition could be?

$43,000$
 $43,499$
 $43,500$
 $43,000$
 $42,500$
 $42,000$

The greatest possible amount the tuition could be is \$43,499. The least possible amount is \$42,500.

COMMON CORE Lesson 7: Round multi-digit numbers to the thousands place using the vertical number line. Date: 7/27/14 engage^{ny} 1.C.8

Name _____ Date _____

1. Round to the nearest thousand. Use the number line to model your thinking.

a. $6,700 \approx$ _____



b. $9,340 \approx$ _____



c. $16,401 \approx$ _____




d. $39,545 \approx$ _____



e. $399,499 \approx$ _____



f. $840,007 \approx$ _____



2. A pilot wanted to know about how many kilometers he flew on his last 3 flights. From NYC to London, he flew 5,572 km. Then, from London to Beijing, he flew 8,147 km. Finally, he flew 10,996 km from Beijing back to NYC. Round each number to the nearest thousand, and then find the sum of the rounded numbers to estimate about how many kilometers the pilot flew.
3. Mrs. Smith's class is learning about healthy eating habits. The students learned that the average child should consume about 12,000 calories each week. Kerry consumed 12,748 calories last week. Tyler consumed 11,702 calories last week. Round to the nearest thousand to find who consumed closer to the recommended number of calories. Use pictures, numbers, or words to explain.
4. For the 2013-2014 school year, the cost of tuition at Cornell University was \$43,000 when rounded to the nearest thousand. What is the greatest possible amount the tuition could be? What is the least possible amount the tuition could be?

Name _____

Date _____

1. Round to the nearest thousand. Use the number line to model your thinking.



a. $7,621 \approx$ _____

b. $12,502 \approx$ _____

c. $324,087 \approx$ _____

2. It takes 39,090 gallons of water to manufacture a new car. Sammy thinks that rounds up to about 40,000 gallons. Susie thinks it is about 39,000 gallons. Who rounded to the nearest thousand, Sammy or Susie? Use pictures, numbers, or words to explain.

Name _____ Date _____

1. Round to the nearest thousand. Use the number line to model your thinking.

a. $5,900 \approx$ _____



b. $4,180 \approx$ _____



c. $32,879 \approx$ _____



d. $78,600 \approx$ _____



e. $251,031 \approx$ _____



f. $699,900 \approx$ _____



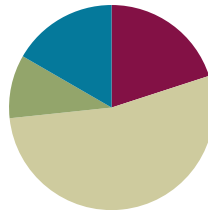
2. Steven put together 981 pieces of a puzzle. About how many pieces did they put together? Round to the nearest thousand. Use what you know about place value to explain your answer.
3. Louise's family went on vacation to Disney World. Their vacation cost \$5,990. Sophia's family went on vacation to Niagara Falls. Their vacation cost \$4,720. Both families budgeted about \$5,000 for their vacation. Whose family stayed closer to the budget? Round to the nearest thousand. Use what you know about place value to explain your answer.
4. Marsha's brother wanted help with the first question on his homework. The question asked the students to round 128,902 to the nearest thousand and then to explain the answer. Marsha's brother thought that the answer was 128,000. Was his answer correct? How do you know? Use pictures, numbers, or words to explain.

Lesson 8

Objectives: Round multi-digit numbers to any place using the vertical number line.

Suggested Lesson Structure

■ Fluency Practice	(12 minutes)
■ Application Problem	(6 minutes)
■ Concept Development	(32 minutes)
■ Student Debrief	(10 minutes)
Total Time	(60 minutes)



Fluency Practice (12 minutes)

- Sprint: Find the Midpoint **4.NBT.3** (9 minutes)
- Rename the Units **4.NBT.2** (3 minutes)

Sprint: Find the Midpoint (9 minutes)

Materials: (S) Find the midpoint Sprint

Note: Practicing this skill in isolation lays a foundation to conceptually understand rounding on a vertical number line.

Rename the Units (3 minutes)

Materials: (S) Personal white board

Note: This fluency activity applies students' place value skills in a new context that helps them better access the lesson's content.

T: (Write 357,468.) Say the number.

S: 357,468.

T: (Write $357,468 = \underline{\hspace{1cm}}$ thousands 468 ones.) On your personal white boards, fill in the equation.

S: (Write $357,468 = 357$ thousands 468 ones.)

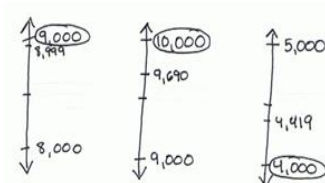
Repeat process for $357,468 = \underline{\hspace{1cm}}$ ten thousands 7,468 ones; $357,468 = \underline{\hspace{1cm}}$ hundreds 6 tens 8 ones; and $357,468 = \underline{\hspace{1cm}}$ tens 8 ones.

Application Problem (6 minutes)

Jose's parents bought a used car, a new motorcycle, and a used snowmobile. The car cost \$8,999. The motorcycle cost \$9,690. The snowmobile cost \$4,419. About how much money did they spend on the three items?

Note: This Application Problem builds on the content of previous lessons. Students are required to round and then to add base thousand units.

Car \$8,999 \approx \$9,000
 Motorcycle \$9,690 \approx \$10,000
 Snowmobile \$4,419 \approx \$4,000
 9 thousands + 10 thousands + 4 thousands = 23 thousands
 Jose's parents spent about \$23,000.



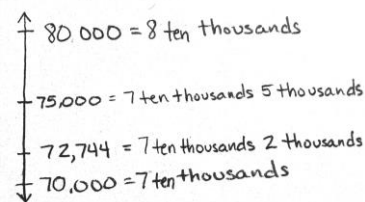
Concept Development (32 minutes)

Materials: (S) Personal white board

Problem 1: Use a vertical number line to round five- and six-digit numbers to the nearest ten thousand.

(Display a number line with endpoints 70,000 and 80,000.)

- T: We are going to round 72,744 to the nearest ten thousand. How many ten thousands are in 72,744?
- S: 7 ten thousands.
- T: (Mark the lower endpoint with 7 ten thousands.) And 1 more ten thousand would be?
- S: 8 ten thousands.
- T: (Mark the upper endpoint with 8 ten thousands.) What's halfway between 7 ten thousands and 8 ten thousands?
- S: 7 ten thousands 5 thousands. \rightarrow 75,000.
- T: (Mark 75,000 on the number line.) Where should I label 72,744? Tell me where to stop. (Move your marker up the line.)
- S: Stop.
- T: (Mark 72,744 on the number line.)
- T: Is 72,744 nearer to 70,000 or 80,000?
- S: 72,744 is nearer to 70,000.



NOTES ON MULTIPLE MEANS OF REPRESENTATIONS:

An effective scaffold when working in the thousands period is to first work with an analogous number in the ones period. For example:

- T: Let's round 72 to the nearest ten.
- T: How many tens are in 72?
- S: 7 tens.
- T: What is 1 more ten?
- S: 8 tens.
- T: 7 tens and 8 tens are the endpoints of my number line.
- T: What is the value of the halfway point?
- S: 7 tens 5 ones. \rightarrow Seventy-five.
- T: Tell me where to stop on my number line. (Start at 70 and move up.)
- S: Stop!
- T: Is 72 less than halfway or more than halfway to 8 tens or 80?
- S: Less than halfway.
- T: We say 72 rounded to the nearest ten is 70.
- T: We use the exact same process when rounding 72 thousand to the nearest ten thousand.

T: We say 72,744 rounded to the nearest ten thousand is 70,000.

Repeat with 337,601 rounded to the nearest ten thousand.

Problem 2: Use a vertical number line to round six-digit numbers to the nearest hundred thousand.

T: (Draw a number line to round 749,085 to the nearest hundred thousand.) We are going to round 749,085 to the nearest hundred thousand. How many hundred thousands are in 749,085?

S: 7 hundred thousands.

T: What's 1 more hundred thousand?

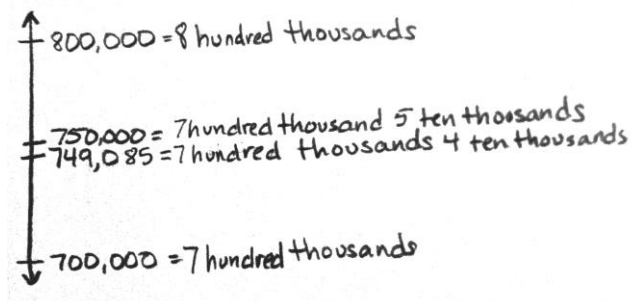
S: 8 hundred thousands.

T: Label your endpoints on the number line. What is halfway between 7 hundred thousands and 8 hundred thousands?

S: 7 hundred thousands 5 ten thousands. $\rightarrow 750,000$.

T: Designate the midpoint on the number line. With your partner, mark 749,085 on the number line and round it to the nearest hundred thousand.

S: 749,085 is nearer to 7 hundred thousands. $\rightarrow 749,085$ is nearest to 700,000. $\rightarrow 749,085$ rounded to the nearest hundred thousand is 700,000.



Repeat with 908,899 rounded to the nearest hundred thousand.

Problem 3: Estimating with addition and subtraction.

T: (Write $505,341 + 193,841$.) Without finding the exact answer, I can estimate the answer by first rounding each addend to the nearest hundred thousand and then adding the rounded numbers.

T: Use a number line to round both numbers to the nearest hundred thousand.

S: (Round 505,341 to 500,000. Round 193,841 to 200,000.)

T: Now add $500,000 + 200,000$.

S: 700,000.

T: So, what's a good estimate for the sum of 505,341 and 193,841?

S: 700,000.

T: (Write $35,555 - 26,555$.) How can we use rounding to estimate the answer?

S: Let's round each number before we subtract.

T: Good idea. Discuss with your partner how you will round to estimate the difference.

S: I can round each number to the nearest ten thousand. That way I'll have mostly zeros in my numbers. 40,000 minus 30,000 is 10,000. $\rightarrow 35,555$ minus 26,555 is like 35 minus 26 which is 9.



**NOTES ON
MULTIPLE MEANS
OF ENGAGEMENT:**

Make the lesson relevant to students' lives. Discuss everyday instances of estimation. Elicit examples of when we need a general idea about a sum or difference rather than an exact answer. Ask, "When is it appropriate to estimate? When do we need an exact answer?"

MP.2

35,000 minus 26,000 is 9,000. → It's more accurate to round up. 36,000 minus 27,000 is 9,000. Hey, it's the same answer!

- T: What did you discover?
- S: It's easier to find an estimate rounded to the largest unit. → We found the same estimate even though you rounded up and I rounded down. → We got two different estimates!
- T: Which estimate do you suppose is closer to the actual difference?
- S: I think 9,000 is closer because we changed fewer numbers when we rounded.
- T: How might we find an estimate even closer to the actual difference?
- S: We could round to the nearest hundred or ten.

Problem Set (10 minutes)

Students should do their personal best to complete the Problem Set within the allotted 10 minutes. For some classes, it may be appropriate to modify the assignment by specifying which problems they work on first. Some problems do not specify a method for solving. Students should solve these problems using the RDW approach used for Application Problems.

Student Debrief (10 minutes)

Lesson Objective: Round multi-digit numbers to any place value using the vertical number line.

Invite students to review their solutions for the Problem Set and the totality of the lesson experience. They should check work by comparing answers with a partner before going over answers as a class. Look for misconceptions or misunderstandings that can be addressed in the Debrief. Guide students in a conversation to debrief the Problem Set.

You may choose to use any combination of the questions below to lead the discussion.

- Compare Problem 1(b) and (c). How did you determine your endpoints for each number line?
- Tell your partner your steps for rounding a number. Which step is most difficult for you?

NYS COMMON CORE MATHEMATICS CURRICULUM Lesson 8 Problem Set 4•1

Name: Jack Date: _____

Directions: Complete each statement by rounding the number to the given place value. Use the number line to show your work.

1a. 53,000 rounded to the nearest ten thousand is 50,000.

b. 42,708 rounded to the nearest ten thousand is _____.

c. 406,823 rounded to the nearest ten thousand is _____.

2a. 240,000 rounded to the nearest hundred thousand is 200,000.

b. 449,019 rounded to the nearest hundred thousand is _____.

c. 964,103 rounded to the nearest hundred thousand is _____.

COMMON CORE Lesson 8: Round multi-digit numbers to any place value using the vertical number line. 5/14/14 engage^{ny} 1.C.19

NYS COMMON CORE MATHEMATICS CURRICULUM Lesson 8 Problem Set 4•1

3. 975,462 songs were downloaded in one day. Round this number to the nearest hundred thousand and estimate how many songs were downloaded in one day. Use a number line to show your work.

4. This number was rounded to the nearest ten thousand. List the possible digits that could go in the thousands place to make this statement correct. Use a number line to show your work.

13, 644 = 130,000

5. Estimate the difference by rounding each number to the given place value.

712,350 - 342,802

a. Round to the nearest ten thousands:

b. Round to the nearest hundred thousands:

COMMON CORE Lesson 8: Round multi-digit numbers to any place value using the vertical number line. 5/14/14 engage^{ny} 1.C.19

Why?

- Look at Problem 5. How did your estimates compare? What did you notice as you solved?
- What are the benefits and drawbacks of rounding the same number to different units (as you did in Problem 5)?
- In what real life situation might you make an estimate like Problem 5?

Write and complete one of the following statements in your math journal:

- The purpose of rounding addends is _____.
- Rounding to the nearest _____ is best when _____.

Exit Ticket (3 minutes)

After the Student Debrief, instruct students to complete the Exit Ticket. A review of their work will help you assess the students' understanding of the concepts that were presented in the lesson today and plan more effectively for future lessons. You may read the questions aloud to the students.

A

Find the midpoint.

Correct _____

1	0	10	23	6000	7000
2	0	100	24	600	700
3	0	1000	25	60	70
4	10	20	26	260	270
5	100	200	27	9260	9270
6	1000	2000	28	80	90
7	30	40	29	90	100
8	300	400	30	990	1000
9	400	500	31	9990	10,000
10	20	30	32	440	450
11	30	40	33	8300	8400
12	40	50	34	680	690
13	50	60	35	9400	9500
14	500	600	36	3900	4000
15	5000	6000	37	2450	2460
16	200	300	38	7080	7090
17	300	400	39	3200	3210
18	700	800	40	8630	8640
19	5700	5800	41	8190	8200
20	70	80	42	2510	2520
21	670	680	43	4890	4900
22	6700	6800	44	6660	6670

B

Find the midpoint.

Improvement _____

Correct _____

1	10	20	23	7000	8000
2	100	200	24	700	800
3	1000	2000	25	70	80
4	20	30	26	270	280
5	200	300	27	9270	9280
6	2000	3000	28	80	90
7	40	50	29	90	100
8	400	500	30	990	1000
9	500	600	31	9990	10,000
10	30	40	32	450	460
11	40	50	33	8400	8500
12	50	60	34	580	590
13	60	70	35	9500	9600
14	600	700	36	2900	3000
15	6000	7000	37	3450	3460
16	300	400	38	6080	6090
17	400	500	39	4200	4210
18	800	900	40	7630	7640
19	5800	5900	41	7190	7200
20	80	90	42	3510	3520
21	680	690	43	5890	5900
22	6800	6900	44	7770	7780

Name _____


Date _____

Complete each statement by rounding the number to the given place value. Use the number line to show your work.

1. a. 53,000 rounded to the nearest ten thousand is _____.



2. a. 240,000 rounded to the nearest hundred thousand is _____.



- b. 42,708 rounded to the nearest ten thousand is _____.



- b. 449,019 rounded to the nearest hundred thousand is _____.



- c. 406,823 rounded to the nearest ten thousand is _____.



- c. 964,103 rounded to the nearest hundred thousand is _____.



3. 975,462 songs were downloaded in one day. Round this number to the nearest hundred thousand to estimate how many songs were downloaded in one day. Use a number line to show your work.

4. This number was rounded to the nearest ten thousand. List the possible digits that could go in the thousands place to make this statement correct. Use a number line to show your work.

$$13_,644 \approx 130,000$$

5. Estimate the difference by rounding each number to the given place value.

$$712,350 - 342,802$$

- a. Round to the nearest ten thousands.
- b. Round to the nearest hundred thousands.

Name _____

Date _____

1. Round to the nearest ten thousand. Use the number line to model your thinking.



a. $35,124 \approx$ _____



b. $981,657 \approx$ _____

2. Round to the nearest hundred thousand. Use the number line to model your thinking.



a. $89,678 \approx$ _____



b. $999,765 \approx$ _____

3. Estimate the sum by rounding each number to the nearest hundred thousand.

$257,098 + 548,765 \approx$ _____

Name _____

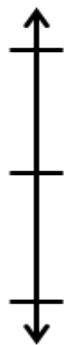
Date _____

Complete each statement by rounding the number to the given place value. Use the number line to show your work.

1. a. 67,000 rounded to the nearest ten thousand is _____.



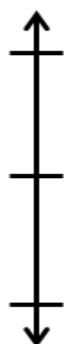
2. a. 867,000 rounded to the nearest hundred thousand is _____.



- b. 51,988 rounded to the nearest ten thousand is _____.




- b. 767,074 rounded to the nearest hundred thousand is _____.



- c. 105,159 rounded to the nearest ten thousand is _____.



- c. 629,999 rounded to the nearest hundred thousand is _____.



3. 491,852 people went to the water park in the month of July. Round this number to the nearest hundred thousand to estimate how many people went to the park. Use a number line to show your work.

4. This number was rounded to the nearest hundred thousand. List the possible digits that could go in the ten thousands place to make this statement correct. Use a number line to show your work.

$$1_9,644 \approx 100,000$$

5. Estimate the sum by rounding each number to the given place value.

$$164,215 + 216,088$$

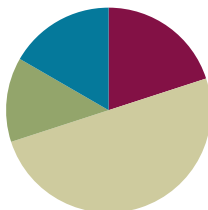
- a. Round to the nearest ten thousand.
- b. Round to the nearest hundred thousand.

Lesson 9

Objective: Use place value understanding to round multi-digit numbers to any place value.

Suggested Lesson Structure

■ Fluency Practice	(12 minutes)
■ Application Problem	(8 minutes)
■ Concept Development	(30 minutes)
■ Student Debrief	(10 minutes)
Total Time	(60 minutes)



Fluency Practice (12 minutes)

- Multiply by Ten **4.NBT.1** (5 minutes)
- Round to Different Place Values **4.NBT.3** (7 minutes)

Multiply by Ten (5 minutes)

Materials: (S) Personal white board

Note: This fluency activity deepens the students' foundation of multiplying by ten.

T: (Write $10 \times 10 = \underline{\quad}$.) Say the multiplication sentence.

S: $10 \times 10 = 100$.

T: (Write $10 \times \underline{\quad}$ ten = 100.) On your personal white boards, fill in the blank.

S: (Write 10×1 ten = 100.)

T: (Write $\underline{\quad}$ ten \times $\underline{\quad}$ ten = 100.) On your boards, fill in the blanks.

S: (Write 1 ten \times 1 ten = 100.)

T: (Write $\underline{\quad}$ ten \times $\underline{\quad}$ ten = $\underline{\quad}$ hundred.) On your boards, fill in the blanks.

S: (Write 1 ten \times 1 ten = 1 hundred.)

Repeat process for possible sequence: 1 ten \times 20 = $\underline{\quad}$, 1 ten \times 40 = $\underline{\quad}$ hundreds, 1 ten \times $\underline{\quad}$ = 700, and 4 tens \times 1 ten = $\underline{\quad}$ hundreds.

Note: The use of the digit or a unit is intentional. It builds understanding of multiplying by different units (6 ones times 1 ten equals 6 tens, so 6 tens times 1 ten equals 6 hundreds, not 6 tens).

Round to Different Place Values (7 minutes)

Materials: (S) Personal white board

Note: This fluency activity reviews Lesson 8's objective and lays a foundation for today's lesson.

T: (Write 63,941.) Say the number.

S: 63,941.

T: Round 63,941 to the nearest ten thousand. Between what 2 ten thousands is 63,941?

S: 6 ten thousands and 7 ten thousands.

T: On your boards, draw a vertical number line with 60,000 and 70,000 as endpoints.

S: (Draw a vertical number line with 60,000 and 70,000 as the endpoints.)

T: What's halfway between 60,000 and 70,000?

S: 65,000.

T: Label 65,000 as the midpoint on your number line. Label 63,941 on your number line.

S: (Label 63,941 below 65,000 on their number lines.)

T: (Write $63,941 \approx \underline{\hspace{1cm}}$.) On your boards, fill in the blank, rounding 63,941 to the nearest ten thousand.

S: (Write $63,941 \approx 60,000$.)

Repeat process for 63,941 rounded to the nearest thousand, 47,261 rounded to the nearest ten thousand, 47,261 rounded to the nearest thousand, 618,409 rounded to the nearest hundred thousand, 618,409 rounded to the nearest ten thousand, and 618,904 rounded to the nearest thousand.

Application Problem (8 minutes)

34,123 people attended a basketball game. 28,310 people attended a football game. About how many more people attended the basketball game than the football game? Round to the nearest ten thousand to find the answer. Does your answer make sense? What might be a better way to compare attendance?

Note: The Application Problem builds on the concept learned in the previous lesson (**4.NBT.3**) and on **3.NBT.2**. Students are required to round and then to subtract using base thousand units. Students have not practiced an algorithm for subtracting with five digits. Due to the rounded numbers, you may show subtraction using unit form as an alternative method (34 thousand – 28 thousand, instead of $34,000 - 28,000$).

$34,123 \approx 30,000$
 $28,310 \approx 30,000$

$$\begin{array}{r} 30,000 \\ - 30,000 \\ \hline 0 \end{array}$$

My answer does not make sense because my answer was zero. It doesn't make sense because more people attended the basketball game than the football game. It might be better to round to the nearest thousand.

$34,123 \approx 34,000$
 $28,310 \approx 28,000$
 $34 \text{ thousands} - 28 \text{ thousands} = 6 \text{ thousands}$
 About 6,000 more people attended the basketball game than the football game.

Concept Development (30 minutes)

Materials: (S) Personal white board

Problem 1: Rounding to the nearest thousand without using a number line.

T: (Write $4,333 \approx \underline{\hspace{1cm}}$.) Round to the nearest thousand. Between what two thousands is 4,333?

S: 4 thousands and 5 thousands.

T: What is halfway between 4,000 and 5,000?

S: 4,500.

T: Is 4,333 less than or more than halfway?

S: Less than.

T: So 4,333 is nearer to 4,000.

T: (Write $18,753 \approx \underline{\hspace{1cm}}$.) Round to the nearest thousand.
Tell your partner between what two thousands 18,753 is located.

S: 18 thousands and 19 thousands.

T: What is halfway between 18 thousands and 19 thousands?

S: 18,500.

T: Round 18,753 to the nearest thousand. Tell your partner if 18,753 is more than or less than halfway.

S: 18,753 is more than halfway. 18,753 is nearer to 19,000. \rightarrow 18,753 rounded to the nearest thousand is 19,000.

$$4,333 \approx \underline{\hspace{1cm}} ?$$

**NOTES ON
MULTIPLE MEANS
OF REPRESENTATION:**

Students who have difficulty visualizing 4,333 as having 4 thousands 3 hundreds could benefit from writing the number on their place value chart. In doing so, they will be able to see that 4,333 has 43 hundreds. This same strategy could also be used for other numbers.

Repeat with 346,560 rounded to the nearest thousand.

Problem 2: Rounding to the nearest ten thousand or hundred thousand without using a vertical line.

T: (Write $65,600 \approx \underline{\hspace{1cm}}$.) Round to the nearest ten thousand. Between what two ten thousands is 65,600?

S: 6 ten thousands and 7 ten thousands.

T: What is halfway between 60,000 and 70,000?

S: 65,000.

T: Is 65,600 less than or more than halfway?

S: 65,600 is more than halfway.

T: Tell your partner what 65,600 is when rounded to the nearest ten thousand.

S: 65,600 rounded to the nearest ten thousand is 70,000.

Repeat with 548,253 rounded to the nearest ten thousand.

- T: (Write $676,000 \approx \underline{\hspace{1cm}}$.) Round 676,000 to the nearest hundred thousand. First tell your partner what your endpoints will be.
- S: 600,000 and 700,000.
- T: Determine the halfway point.
- S: 650,000.
- T: Is 676,000 more than or less than the halfway point?
- S: More than.
- T: Tell your partner what 676,000 is when rounded to the nearest hundred thousand.
- S: 676,000 rounded to the nearest hundred thousand is 700,000.
- T: (Write $203,301 \approx \underline{\hspace{1cm}}$.) Work with your partner to round 203,301 to the nearest hundred thousand.
- T: Explain to your partner how we use the midpoint to round without a number line.
- S: We can't look at a number line, so we have to use mental math to find our endpoints and halfway point. \rightarrow If we know the midpoint, we can see if the number is greater than or less than the midpoint. \rightarrow When rounding, the midpoint helps determine which endpoint the rounded number is closer to.

Problem 3: Rounding to any value without using a number line.

- T: (Write $147,591 \approx \underline{\hspace{1cm}}$.) Whisper read this number to your partner in standard form. Now, round 147,591 to the nearest hundred thousand.
- S: 100,000.
- T: Excellent. (Write $147,591 \approx 100,000$. Point to 100,000.)
100,000 has zero ones in the ones place, zero tens in the tens place, zero hundreds in the hundreds place, zero thousands in the thousands place, and zero ten thousands in the ten thousands place. I could add, subtract, multiply, or divide with this rounded number much easier than with 147,591. True? But, what if I wanted a more accurate estimate? Give me a number closer to 147,591 that has (point) a zero in the ones, tens, hundreds, and thousands.
- S: 150,000.
- T: Why not 140,000?
- S: 147,591 is closer to 150,000 because it is greater than the halfway point 145,000.
- T: Great. 147,591 rounded to the nearest ten thousand is 150,000. Now let's round 147,591 to the nearest thousand.
- S: 148,000.

$147,591 \approx 100,000$
 $147,591 \approx 150,000$
 $147,591 \approx 148,000$
 $147,591 \approx 147,600$
 $147,591 \approx 147,590$



**NOTES ON
MULTIPLE MEANS
OF ENGAGEMENT:**

Challenge students who are above grade level to look at the many ways that they rounded the number 147,591 to different place values. Have them discuss with a partner what they notice about the rounded numbers. Students should notice that when rounding to the hundred thousands, the answer is 100,000, but when rounding to all of the other places, the answers are closer to 150,000. Have them discuss what this can teach them about rounding.

MP.3

- T: Work with your partner to round 147,591 to the nearest hundred and then the nearest ten.
- S: 147,591 rounded to the nearest hundred is 147,600. 147,591 rounded to the nearest ten is 147,590.
- T: Compare estimates of 147,591 after rounding to different units. What do you notice? When might it be better to round to a larger unit? When might it be better to round to a smaller unit?
- S: (Discuss.)

Problem Set (10 minutes)

Students should do their personal best to complete the Problem Set within the allotted 10 minutes. For some classes, it may be appropriate to modify the assignment by specifying which problems they work on first. Some problems do not specify a method for solving. Students should solve these problems using the RDW approach used for Application Problems.

Student Debrief (10 minutes)

Lesson Objective: Use place value understanding to round multi-digit numbers to any place value.

Invite students to review their solutions for the Problem Set and the totality of the lesson experience. They should check work by comparing answers with a partner before going over answers as a class. Look for misconceptions or misunderstandings that can be addressed in the Debrief. Guide students in a conversation to debrief the Problem Set.

You may choose to use any combination of the questions below to lead the discussion.

- Explain the reasoning behind your answer for Problem 2(e) and Problem 3(e).
- In Problem 2(e), you and your partner probably wrote different numbers that rounded to 30,000. Explain why your numbers were different. What is the smallest possible number that could round to 30,000 when rounded to the nearest ten thousand? What is the largest possible number that

NYS COMMON CORE MATHEMATICS CURRICULUM Lesson 9 Problem Set 4•1

Name Jack Date _____

1. Round to the nearest thousand.

a. $5,300 \approx 5,000$ b. $4,589 \approx 5,000$

c. $42,099 \approx 42,000$ d. $801,504 \approx 802,000$

e. Explain how you found your answer for Part (d).
For letter d I looked at the thousands place which was a 1. Then I looked to the hundreds place and saw that it was five hundred so I knew to round the thousands place up to 2 thousand.

2. Round to the nearest ten thousand.

a. $26,000 \approx 30,000$ b. $34,920 \approx 30,000$

c. $789,091 \approx 790,000$ d. $706,286 \approx 710,000$

e. Explain why two problems have the same answer. Write another number that has the same answer when rounded to the nearest ten thousand.
The problems have the same answer because 26,000 can be rounded up to 30,000 and 34,920 can be rounded down to 30,000. Another number could be 29,999.

3. Round to the nearest hundred thousand.

a. $840,000 \approx 800,000$ b. $850,471 \approx 900,000$

c. $761,004 \approx 800,000$ d. $991,965 \approx 1,000,000$

e. Explain why two problems have the same answer. Write another number that has the same answer when rounded to the nearest hundred thousand.
Two problems are the same because 840,000 is rounded down to 800,000 and 761,004 is rounded up to 800,000. Another number could be 801,111.

COMMON CORE Lesson 9: Use place value understanding to round multi-digit numbers to any place value. 4•1.2.3 engage^{ny} 1.C.7

NYS COMMON CORE MATHEMATICS CURRICULUM Lesson 9 Problem Set 4•1

4. Solve the following problems using pictures, numbers, or words.

a. The 2012 Super Bowl had an attendance of just 68,658 people. If the headline in the newspaper the next day read "About 70,000 People Attend Super Bowl," how did the newspaper round to estimate the total number of people in attendance?

The newspaper rounded to the nearest ten thousand to estimate the total number of people in attendance.

68,658
↑
70,000

b. The 2011 Super Bowl had an attendance of 103,219 people. If the headline in the newspaper the next day read "About 200,000 People Attend Super Bowl," is the newspaper's estimate reasonable? Use rounding to explain your answer.

The newspaper's estimate is not reasonable because 103,219 does not round to 200,000. 103,219 rounds to 100,000 when rounding to the nearest hundred thousand.

103,219
↑
100,000

c. According to the problems above, about how many more people attended the Super Bowl in 2011 than in 2012? Round each number to the largest place value before giving the estimated answer.

2012) $68,658 \approx 70,000$ 100,000 200 thousand
2011) $103,219 \approx 100,000$ - 70,000 70 thousand
30,000 30 thousand

About 30,000 more people attended the Super Bowl in 2011 than in 2012.

COMMON CORE Lesson 9: Use place value understanding to round multi-digit numbers to any place value. 4•1.2.3 engage^{ny} 1.C.8

could round to 30,000 when rounded to the nearest ten thousand? Explain your reasoning. (Use Problem 3(e) for further discussion.)

- Was there any difficulty in solving Problem 3(d)? Explain your strategy when solving this problem.
- In Problem 4(b), the newspaper rounded to the nearest hundred thousand inappropriately. What unit should the newspaper have rounded to and why?
- How is rounding without a number line easier? How is it more challenging?
- How does knowing how to round mentally assist you in everyday life?
- What strategy do you use when observing a number to be rounded?

Exit Ticket (3 minutes)

After the Student Debrief, instruct students to complete the Exit Ticket. A review of their work will help you assess the students' understanding of the concepts that were presented in the lesson today and plan more effectively for future lessons. You may read the questions aloud to the students.

Name _____

Date _____

1. Round to the nearest thousand.

a. $5,300 \approx$ _____

b. $4,589 \approx$ _____

c. $42,099 \approx$ _____

d. $801,504 \approx$ _____

e. Explain how you found your answer for Part (d).

2. Round to the nearest ten thousand.

a. $26,000 \approx$ _____

b. $34,920 \approx$ _____

c. $789,091 \approx$ _____

d. $706,286 \approx$ _____

e. Explain why two problems have the same answer. Write another number that has the same answer when rounded to the nearest ten thousand.

3. Round to the nearest hundred thousand.

a. $840,000 \approx$ _____

b. $850,471 \approx$ _____

c. $761,004 \approx$ _____

d. $991,965 \approx$ _____

e. Explain why two problems have the same answer. Write another number that has the same answer when rounded to the nearest hundred thousand.

4. Solve the following problems using pictures, numbers, or words.
- The 2012 Super Bowl had an attendance of just 68,658 people. If the headline in the newspaper the next day read “About 70,000 People Attend Super Bowl,” how did the newspaper round to estimate the total number of people in attendance?
 - The 2011 Super Bowl had an attendance of 103,219 people. If the headline in the newspaper the next day read “About 200,000 People Attend Super Bowl,” is the newspaper’s estimate reasonable? Use rounding to explain your answer.
 - According to the problems above, about how many more people attended the Super Bowl in 2011 than in 2012? Round each number to the largest place value before giving the estimated answer.

Name _____

Date _____

1. Round 765,903 to the given place value:

Thousand _____

Ten thousand _____

Hundred thousand _____

2. There are 16,850 Star coffee shops around the world. Round the number of shops to the nearest thousand and ten thousand. Which answer is more accurate? Explain your thinking using pictures, numbers, or words.

Name _____

Date _____

1. Round to the nearest thousand.

a. $6,842 \approx$ _____

b. $2,722 \approx$ _____

c. $16,051 \approx$ _____

d. $706,421 \approx$ _____

e. Explain how you found your answer for Part (d).

2. Round to the nearest ten thousand.

a. $88,999 \approx$ _____

b. $85,001 \approx$ _____

c. $789,091 \approx$ _____

d. $905,154 \approx$ _____

e. Explain why two problems have the same answer. Write another number that has the same answer when rounded to the nearest ten thousand.

3. Round to the nearest hundred thousand.

a. $89,659 \approx$ _____

b. $751,447 \approx$ _____

c. $617,889 \approx$ _____

d. $817,245 \approx$ _____

e. Explain why two problems have the same answer. Write another number that has the same answer when rounded to the nearest hundred thousand.

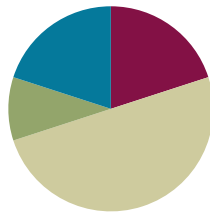
4. Solve the following problems using pictures, numbers, or words.
- At President Obama's inauguration in 2013, the newspaper headlines stated there were about 800,000 people in attendance. If the newspaper rounded to the nearest hundred thousand, what is the largest number and smallest number of people that could have been there?
 - At President Bush's inauguration in 2005, the newspaper headlines stated there were about 400,000 people in attendance. If the newspaper rounded to the nearest ten thousand, what is the largest number and smallest number of people that could have been there?
 - At President Lincoln's inauguration in 1861, the newspaper headlines stated there were about 30,000 people in attendance. If the newspaper rounded to the nearest thousand, what is the largest number and smallest number of people that could have been there?

Lesson 10

Objective: Use place value understanding to round multi-digit numbers to any place value using real world applications.

Suggested Lesson Structure

■ Fluency Practice	(12 minutes)
■ Application Problem	(6 minutes)
■ Concept Development	(30 minutes)
■ Student Debrief	(12 minutes)
Total Time	(60 minutes)



Fluency Practice (12 minutes)

- Sprint: Round to the Nearest 10,000 **4.NBT.3** (9 minutes)
- Multiply by 10 **4.NBT.1** (3 minutes)

Sprint: Round to the Nearest 10,000 (9 minutes)

Materials: (S) Round to the nearest 10,000 Sprint

Note: This fluency activity reviews Lesson 9's content and work towards automatizing rounding skills.

Multiply by 10 (3 minutes)

Materials: (S) Personal white board

Note: This fluency activity deepens student understanding of base ten units.

T: (Write $10 \times 10 = \underline{\hspace{1cm}}$.) Say the multiplication sentence.

S: $10 \times 10 = 100$.

T: (Write $\underline{\hspace{1cm}} \text{ ten} \times 10 = 100$.) On your personal white boards, fill in the blank.

S: (Write $1 \text{ ten} \times 10 = 100$.)

T: (Write $\underline{\hspace{1cm}} \text{ ten} \times \underline{\hspace{1cm}} \text{ ten} = 100$.) On your boards, fill in the blanks.

S: (Write $1 \text{ ten} \times 1 \text{ ten} = 100$.)

T: (Write $\underline{\hspace{1cm}} \text{ ten} \times \underline{\hspace{1cm}} \text{ ten} = \underline{\hspace{1cm}} \text{ hundred}$.) On your boards, fill in the blanks.

S: (Write $1 \text{ ten} \times 1 \text{ ten} = 1 \text{ hundred}$.)

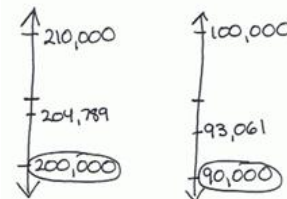
Repeat using the following sequence: $1 \text{ ten} \times 50 = \underline{\hspace{1cm}}$, $1 \text{ ten} \times 80 = \underline{\hspace{1cm}}$ hundreds, $1 \text{ ten} \times \underline{\hspace{1cm}} = 600$, and $3 \text{ tens} \times 1 \text{ ten} = \underline{\hspace{1cm}}$ hundreds.

Note: Watch for students who say $3 \text{ tens} \times 4 \text{ tens}$ is 12 tens rather than 12 hundreds.

Application Problem (6 minutes)

The post office sold 204,789 stamps last week and 93,061 stamps this week. About how many more stamps did the post office sell last week than this week? Explain how you got your answer.

Note: This Application Problem builds on the concept of the previous lesson (rounding multi-digit numbers to any place value) and creates a bridge to this lesson's concept (rounding using real world applications).



$$204,789 \approx 200,000$$

$$93,061 \approx 90,000$$

$$200 \text{ thousands} - 90 \text{ thousands} = 110 \text{ thousands}$$

The post office sold about 110,000 more stamps last week than this week. I got my answer by rounding to the nearest ten thousand and then subtracting.

Concept Development (30 minutes)

Materials: (S) Personal white board

Problem 1: Round one number to multiple units.

- T: Write $935,292 \approx \underline{\hspace{1cm}}$. Read it to your partner and round to the nearest hundred thousand.
- S: 900,000.
- T: It is 900,000 when we round to the largest unit. What's the next largest unit we might round to?
- S: Ten thousands.
- T: Round to the ten thousands. Then round to the thousands.
- S: 940,000. 935,000.
- T: What changes about the numbers when rounding to smaller and smaller units? Discuss with your partner.
- S: When you round to the largest unit, every other place will have a zero. → Rounding to the largest unit gives you the easiest number to add, subtract, multiply, or divide. → As you round to smaller units, there are not as many zeros in the number. → Rounding to smaller units gives an estimate that is closer to the actual value of the number.

$$935,292 \approx 900,000$$

$$935,292 \approx 940,000$$

$$935,292 \approx 935,000$$

Problem 2: Determine the best estimate to solve a word problem.

Display: In the year 2012, there were 935,292 visitors to the White House.

T: Let's read together. Assume that each visitor is given a White House map. Now, use this information to predict the number of White House maps needed for visitors in 2013. Discuss with your partner how you made your estimate.

S: I predict 940,000 maps are needed. I rounded to the nearest ten thousands place in order to make sure every visitor has a map. It is better to have more maps than not enough maps. → I predict more people may visit the White House in 2013, so I rounded to the nearest ten thousand— 940,000—the only estimate that is greater than the actual number.

Display: In the year 2011, there were 998,250 visitors to the White House.

T: Discuss with your partner how this data may change your estimate.

S: This data shows the number of visitors decreased from 2011 to 2012. It may be wiser to predict 935,000 or 900,000 maps needed for 2013.

T: How can you determine the best estimate in a situation?

S: I can notice patterns or find data that might inform my estimate.

Problem 3: Choose a unit of rounding to solve a word problem.

Display: 2,837 students attend Lincoln Elementary school.

T: Discuss with your partner how you would estimate the number of chairs needed in the school.

S: I would round to the nearest thousand for an estimate of 3,000 chairs needed. If I rounded to the nearest hundred—2,800—some students may not have a seat. → I disagree. 3,000 is almost 200 too many. I would round to the nearest hundred because some students might be absent.

T: Compare the effect of rounding to the largest unit in this problem and Problem 2.

S: In Problem 2, rounding to the largest unit resulted in a number less than the actual number. By contrast, when we rounded to the largest unit in Problem 3, our estimate was greater.

T: What can you conclude?

S: Rounding to the largest unit may not always be a reliable estimate. → I will choose the unit based on the situation and what is most reasonable.

**NOTES ON
MULTIPLE MEANS
OF REPRESENTATION:**

For English language learners, define unfamiliar words and experiences, such as the *White House*. Give an alternative example using a more familiar tourist attraction, perhaps from their cultural experience.

**NOTES ON
MULTIPLE MEANS
OF ENGAGEMENT:**

Challenge above grade level students to think of at least two situations similar to that of Problem 3, where choosing the unit to which to round is important to the outcome of the problem. Have them share and discuss.

$$2,837 \approx 3,000$$

$$2,837 \approx 2,800$$

$$2,837 \approx 2,840$$

Problem Set (10 minutes)

Students should do their personal best to complete the Problem Set within the allotted 10 minutes. For some classes, it may be appropriate to modify the assignment by specifying which problems they work on first. Some problems do not specify a method for solving. Students should solve these problems using the RDW approach used for Application Problems.

Student Debrief (12 minutes)

Lesson Objective: Use place value understanding to round multi-digit numbers to any place value using real world applications.

Invite students to review their solutions for the Problem Set and the totality of the lesson experience. They should check work by comparing answers with a partner before going over answers as a class. Look for misconceptions or misunderstandings that can be addressed in the Debrief. Guide students in a conversation to debrief the Problem Set.

You may choose to use any combination of the questions below to lead the discussion.

- In Problem 3, why didn't rounding to the nearest hundred work? Would rounding to the nearest thousand have worked better? What does this show you about rounding?
- When estimating, how do you choose to which unit you will round? Would it have been more difficult to solve Problem 5 if you rounded both numbers to the hundreds? Why or why not?
- In Problem 5, how does rounding one number up and one number down affect the answer? The plane can actually make between 8 and 9 trips. How might you revise the units to which you round to estimate this answer more accurately?
- Notice, in Problem 5, that 65,000 rounded to 70,000 and that 7,460 rounded to 7,000. What is the relationship between 7,000 and 70,000? How does this relationship make it easier to determine the

NYS COMMON CORE MATHEMATICS CURRICULUM Lesson 10 Problem Set 4•1

Name Jack Date _____

1. Round 543,982 to the nearest:

a. thousand: 544,000

b. ten thousand: 540,000

c. hundred thousand: 500,000

2. Complete each statement by rounding the number to the given place value.

a. 2,841 rounded to the nearest hundred is 2,800

b. 32,851 rounded to the nearest hundred is 32,900

c. 132,891 rounded to the nearest hundred is 132,900

d. 6,299 rounded to the nearest thousand is 6,000

e. 36,599 rounded to the nearest thousand is 37,000

f. 100,699 rounded to the nearest thousand is 101,000

g. 40,984 rounded to the nearest ten thousand is 40,000

h. 54,984 rounded to the nearest ten thousand is 50,000

i. 997,010 rounded to the nearest ten thousand is 1,000,000

j. 360,034 rounded to the nearest hundred thousand is 400,000

k. 436,709 rounded to the nearest hundred thousand is 400,000

l. 1,852,442 rounded to the nearest hundred thousand is 1,900,000

COMMON CORE Lesson 10: Use place value understanding to round multi-digit numbers to any place value using real world applications. Date: 4/15/13 engage^{ny} 1.C.8

© 2013 Common Core, Inc. All rights reserved. commoncore.org

NYS COMMON CORE MATHEMATICS CURRICULUM Lesson 10 Problem Set 4•1

3. Empire Elementary School needs to purchase water bottles for field day. There are 2,142 students. Principal Vadar rounded to the nearest hundred to estimate how many water bottles to order. Will there be enough water bottles for everyone? Explain.

$2,142 \approx 2,100$

There will not be enough water bottles because 2,142 rounded to the nearest hundred is 2,100. If Principal Vadar orders 2,100, there will be 42 students without water.

4. Opening day at the New York State Fair in 2012 had an attendance of 46,753. Decide which place value to round 46,753 to if you were writing a newspaper article. Round the number and explain why it is an appropriate unit to round the attendance to.

I would round 46,753 to the ten thousands place to get 50,000. For a newspaper article, saying approximately 50,000 were in attendance is a nice round number that is pretty close to the actual number.

5. A jet airplane holds about 65,000 gallons of gas. It uses about 7,460 gallons when flying between New York City and Los Angeles. Round each number to the largest place value. Then find out how many trips the plane can take between cities before running out of fuel.

$65,000 \approx 70,000$
 $7,460 \approx 7,000$

The plane can take about 10 trips between cities before running out of fuel.

COMMON CORE Lesson 10: Use place value understanding to round multi-digit numbers to any place value using real world applications. Date: 4/15/13 engage^{ny} 1.C.9

© 2013 Common Core, Inc. All rights reserved. commoncore.org

number of trips?

- In Problem 1, how do your estimates compare?
- How do you choose a best estimate? What is the advantage of rounding to smaller and larger units?
- Why might you round up, even though the numbers tell you to round down?

Exit Ticket (3 minutes)

After the Student Debrief, instruct students to complete the Exit Ticket. A review of their work will help you assess the students' understanding of the concepts that were presented in the lesson today and plan more effectively for future lessons. You may read the questions aloud to the students.

A

Correct _____

Round to the nearest ten thousand.

1	21,000 ≈		23	185,000 ≈	
2	31,000 ≈		24	85,000 ≈	
3	41,000 ≈		25	95,000 ≈	
4	541,000 ≈		26	97,000 ≈	
5	49,000 ≈		27	98,000 ≈	
6	59,000 ≈		28	198,000 ≈	
7	69,000 ≈		29	798,000 ≈	
8	369,000 ≈		30	31,200 ≈	
9	62,000 ≈		31	49,300 ≈	
10	712,000 ≈		32	649,300 ≈	
11	28,000 ≈		33	64,520 ≈	
12	37,000 ≈		34	164,520 ≈	
13	137,000 ≈		35	17,742 ≈	
14	44,000 ≈		36	917,742 ≈	
15	56,000 ≈		37	38,396 ≈	
16	456,000 ≈		38	64,501 ≈	
17	15,000 ≈		39	703,280 ≈	
18	25,000 ≈		40	239,500 ≈	
19	35,000 ≈		41	708,170 ≈	
20	235,000 ≈		42	188,631 ≈	
21	75,000 ≈		43	777,499 ≈	
22	175,000 ≈		44	444,919 ≈	

B Improvement _____ # Correct _____

Round to the nearest ten thousand.

1	11,000 ≈		23	185,000 ≈	
2	21,000 ≈		24	85,000 ≈	
3	31,000 ≈		25	95,000 ≈	
4	531,000 ≈		26	96,000 ≈	
5	39,000 ≈		27	99,000 ≈	
6	49,000 ≈		28	199,000 ≈	
7	59,000 ≈		29	799,000 ≈	
8	359,000 ≈		30	21,200 ≈	
9	52,000 ≈		31	39,300 ≈	
10	612,000 ≈		32	639,300 ≈	
11	18,000 ≈		33	54,520 ≈	
12	27,000 ≈		34	154,520 ≈	
13	127,000 ≈		35	27,742 ≈	
14	34,000 ≈		36	927,742 ≈	
15	46,000 ≈		37	28,396 ≈	
16	346,000 ≈		38	54,501 ≈	
17	25,000 ≈		39	603,280 ≈	
18	35,000 ≈		40	139,500 ≈	
19	45,000 ≈		41	608,170 ≈	
20	245,000 ≈		42	177,631 ≈	
21	65,000 ≈		43	888,499 ≈	
22	165,000 ≈		44	444,909 ≈	

Name _____

Date _____

1. Round 543,982 to the nearest

- a. thousand: _____
- b. ten thousand: _____
- c. hundred thousand: _____

2. Complete each statement by rounding the number to the given place value.

- a. 2,841 rounded to the nearest hundred is _____.
- b. 32,851 rounded to the nearest hundred is _____.
- c. 132,891 rounded to the nearest hundred is _____.
- d. 6,299 rounded to the nearest thousand is _____.
- e. 36,599 rounded to the nearest thousand is _____.
- f. 100,699 rounded to the nearest thousand is _____.
- g. 40,984 rounded to the nearest ten thousand is _____.
- h. 54,984 rounded to the nearest ten thousand is _____.
- i. 997,010 rounded to the nearest ten thousand is _____.
- j. 360,034 rounded to the nearest hundred thousand is _____.
- k. 436,709 rounded to the nearest hundred thousand is _____.
- l. 852,442 rounded to the nearest hundred thousand is _____.

3. Empire Elementary School needs to purchase water bottles for field day. There are 2,142 students. Principal Vadar rounded to the nearest hundred to estimate how many water bottles to order. Will there be enough water bottles for everyone? Explain.
4. Opening day at the New York State Fair in 2012 had an attendance of 46,753. Decide which place value to round 46,753 to if you were writing a newspaper article. Round the number and explain why it is an appropriate unit to round the attendance to.
5. A jet airplane holds about 65,000 gallons of gas. It uses about 7,460 gallons when flying between New York City and Los Angeles. Round each number to the largest place value. Then find about how many trips the plane can take between cities before running out of fuel.

Name _____

Date _____

1. There are 598,500 Apple employees in the United States.
 - a. Round the number of employees to the given place value.

thousand: _____

ten thousand: _____

hundred thousand: _____

- b. Explain why two of your answers are the same.
2. A company developed a student survey so that students could share their thoughts about school. In 2011, 78,234 students across the United States were administered the survey. In 2012, the company planned to administer the survey to 10 times as many students as were surveyed in 2011. About how many surveys should the company have printed in 2012? Explain how you found your answer.

Name _____

Date _____

1. Round 845,001 to the nearest

a. thousand: _____

b. ten thousand: _____

c. hundred thousand: _____

2. Complete each statement by rounding the number to the given place value.

a. 783 rounded to the nearest hundred is _____.

b. 12,781 rounded to the nearest hundred is _____.

c. 951,194 rounded to the nearest hundred is _____.

d. 1,258 rounded to the nearest thousand is _____.

e. 65,124 rounded to the nearest thousand is _____.

f. 99,451 rounded to the nearest thousand is _____.

g. 60,488 rounded to the nearest ten thousand is _____.

h. 80,801 rounded to the nearest ten thousand is _____.

i. 897,100 rounded to the nearest ten thousand is _____.

j. 880,005 rounded to the nearest hundred thousand is _____.

k. 545,999 rounded to the nearest hundred thousand is _____.

l. 689,114 rounded to the nearest hundred thousand is _____.

3. Solve the following problems using pictures, numbers, or words.
- a. In the 2011 New York City Marathon, 29,867 men finished the race and 16,928 women finished the race. Each finisher was given a t-shirt. About how many men's shirts were given away? About how many women's shirts were given away? Explain how you found your answers.
- b. In the 2010 New York City Marathon, 42,429 people finished the race and received a medal. Before the race, the medals had to be ordered. If you were the person in charge of ordering the medals and estimated how many to order by rounding, would you have ordered enough medals? Explain your thinking.
- c. In 2010, 28,357 of the finishers were men and 14,072 of the finishers were women. About how many more men finished the race than women? To determine your answer, did you round to the nearest ten thousand or thousand? Explain.



Topic D

Multi-Digit Whole Number Addition

4.OA.3, 4.NBT.4, 4.NBT.1, 4.NBT.2

Focus Standard:	4.OA.3	Solve multistep word problems posed with whole numbers and having whole-number answers using the four operations, including problems in which remainders must be interpreted. Represent these problems using equations with a letter standing for the unknown quantity. Assess the reasonableness of answers using mental computation and estimation strategies including rounding.
	4.NBT.4	Fluently add and subtract multi-digit whole numbers using the standard algorithm.
Instructional Days:	2	
Coherence	-Links from: G3–M2	Place Value and Problem Solving with Units of Measure
	-Links to: G5–M1	Place Value and Decimal Fractions

Moving away from special strategies for addition, students develop fluency with the standard addition algorithm (**4.NBT.4**). Students compose larger units to add like base ten units, such as composing 10 hundreds to make 1 thousand and working across the numbers unit by unit (ones with ones, thousands with thousands). Recording of regrouping occurs on the line under the addends as shown to the right. For example, in the ones column, students do not record the 0 in the ones column and the 1 above the tens column, instead students record 10, writing the 1 under the tens column and then a 0 in the ones column. They practice and apply the algorithm within the context of word problems and assess the reasonableness of their answers using rounding (**4.OA.3**). When using tape diagrams to model word problems, students use a variable to represent the unknown quantity.

$$\begin{array}{r}
 755,206 \\
 + \quad 89,814 \\
 \hline
 845,020
 \end{array}$$

A Teaching Sequence Towards Mastery of Multi-Digit Whole Number Addition

Objective 1: Use place value understanding to fluently add multi-digit whole numbers using the standard addition algorithm, and apply the algorithm to solve word problems using tape diagrams. (Lesson 11)

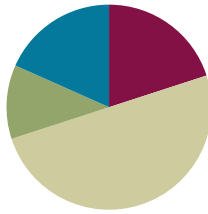
Objective 2: Solve multi-step word problems using the standard addition algorithm modeled with tape diagrams, and assess the reasonableness of answers using rounding. (Lesson 12)

Lesson 11

Objective: Use place value understanding to fluently add multi-digit whole numbers using the standard addition algorithm, and apply the algorithm to solve word problems using tape diagrams.

Suggested Lesson Structure

Fluency Practice	(12 minutes)
Application Problem	(7 minutes)
Concept Development	(30 minutes)
Student Debrief	(11 minutes)
Total Time	(60 minutes)



Fluency Practice (12 minutes)

- Round to Different Place Values **4.NBT.3** (5 minutes)
- Multiply by 10 **3.NBT.3** (4 minutes)
- Add Common Units **3.NBT.2** (3 minutes)

Round to Different Place Values (5 minutes)

Materials: (S) Personal white board

Note: This fluency activity reviews rounding skills that are building towards mastery.

- T: (Write 3,941.) Say the number. We are going to round this number to the nearest thousand.
- T: How many thousands are in 3,941?
- S: 3 thousands.
- T: (Label the lower endpoint of a vertical number line with 3,000.) And 1 more thousand is?
- S: 4 thousands.
- T: (Mark the upper endpoint with 4,000.) Draw the same number line.
- S: (Draw number line.)
- T: What's halfway between 3,000 and 4,000?
- S: 3,500.
- T: Label 3,500 on your number line as I do the same. Now, label 3,941 on your number line.
- S: (Label 3,500 and 3,941.)
- T: Is 3,941 nearer to 3,000 or 4,000?

T: (Write $3,941 \approx \underline{\hspace{1cm}}$.) Write your answer on your personal white board.

S: (Write $3,941 \approx 4,000$.)

Repeat process for 3,941 rounded to the nearest hundred, 74,621 rounded to the nearest ten thousand and nearest thousand, and 681,904 rounded to the nearest hundred thousand, nearest ten thousand, and nearest thousand.

Multiply by 10 (4 minutes)

Materials: (S) Personal white board

Note: This fluency activity deepens student understanding of base ten units.

T: (Write $10 \times \underline{\hspace{1cm}} = 100$.) Say the multiplication sentence.

S: $10 \times 10 = 100$.

T: (Write $10 \times 1 \text{ ten} = \underline{\hspace{1cm}}$.) On your personal white boards, fill in the blank.

S: (Write $10 \times 1 \text{ ten} = 10 \text{ tens}$.)

T: (Write $10 \text{ tens} = \underline{\hspace{1cm}}$ hundred.) On your personal white boards, fill in the blank.

T: (Write $\underline{\hspace{1cm}} \text{ ten} \times \underline{\hspace{1cm}} \text{ ten} = 1 \text{ hundred}$.) On your boards, fill in the blanks.

S: (Write $1 \text{ ten} \times 1 \text{ ten} = 1 \text{ hundred}$.)

Repeat process for the following possible sequence: $1 \text{ ten} \times 60 = \underline{\hspace{1cm}}$, $1 \text{ ten} \times 30 = \underline{\hspace{1cm}}$ hundreds, $1 \text{ ten} \times \underline{\hspace{1cm}} = 900$, and $7 \text{ tens} \times 1 \text{ ten} = \underline{\hspace{1cm}}$ hundreds.

Note: Watch for students who say $3 \text{ tens} \times 4 \text{ tens}$ is 12 tens rather than 12 hundreds.

Add Common Units (3 minutes)

Materials: (S) Personal white board

Note: This mental math fluency activity prepares students for understanding the importance of the algorithm.

T: (Project 303.) Say the number in unit form.

S: 3 hundreds 3 ones.

T: (Write $303 + 202 = \underline{\hspace{1cm}}$.) Say the addition sentence and answer in unit form.

S: 3 hundreds 3 ones + 2 hundreds 2 ones = 5 hundreds 5 ones.

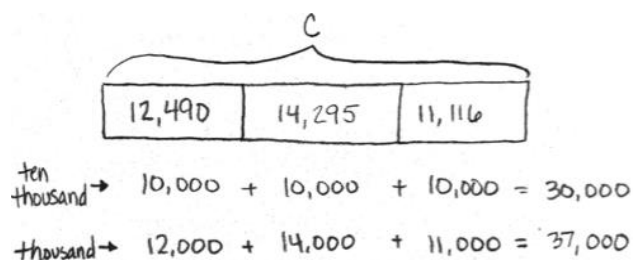
T: Write the addition sentence on your personal white boards.

S: (Write $303 + 202 = 505$.)

Repeat process and sequence for $505 + 404$; $5,005 + 5,004$; $7,007 + 4,004$; and $8,008 + 5,005$.

Application Problem (7 minutes)

Meredith kept track of the calories she consumed for 3 weeks. The first week, she consumed 12,490 calories, the second week 14,295 calories, and the third week 11,116 calories. About how many calories did Meredith consume altogether? Which of these estimates will produce a more accurate answer: rounding to the nearest thousand or rounding to the nearest ten thousand? Explain.



My 2 estimates are so far apart! But rounding to a smaller unit will always make the estimate closer to the actual answer. So Meredith consumed about 37,000 calories.


**NOTES ON
MULTIPLE MEANS
OF REPRESENTATION:**

For the Application Problem, students working below grade level may need further guidance in putting together three addends. Help them to break it down by putting two addends together and then adding the third addend to the total. Use manipulatives to demonstrate.

Note: This problem reviews rounding from Lesson 10 and can be used as an extension after the Debrief to support the objective of this lesson.

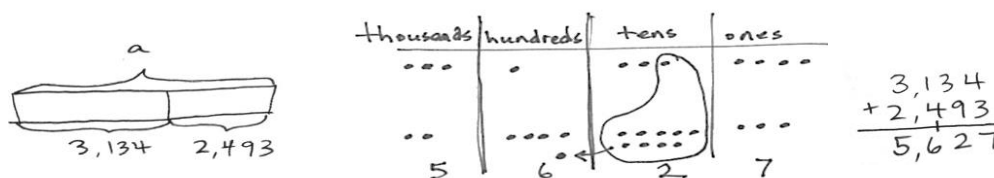
Concept Development (30 minutes)

Materials: (T) Millions place value chart (Template) (S) Personal white board, millions place value chart (Template)

Note: Using the template provided within this lesson in upcoming lessons provides students with space to draw a tape diagram and record an addition or a subtraction problem below the place value chart. Alternatively, the unlabeled millions place value chart template from Lesson 2 could be used along with paper and pencil.

Problem 1: Add, renaming once, using place value disks in a place value chart.

- T: (Project vertically: $3,134 + 2,493$.) Say this problem with me.
- S: Three thousand, one hundred thirty-four plus two thousand, four hundred ninety-three.
- T: Draw a tape diagram to represent this problem. What are the two parts that make up the whole?
- S: 3,134 and 2,493.
- T: Record that in the tape diagram.
- T: What is the unknown?
- S: In this case, the unknown is the whole.

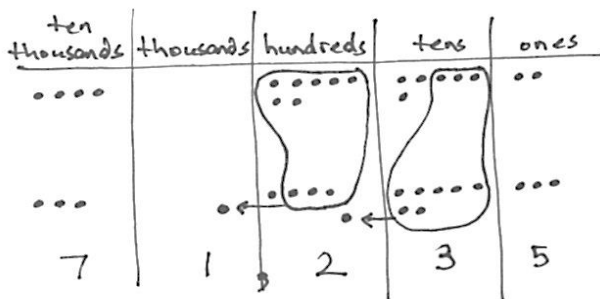
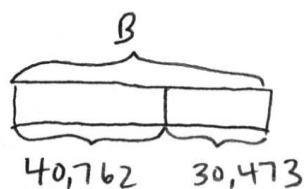


MP.1

- T: Show the whole above the tape diagram using a bracket and label the unknown quantity with an a . When a letter represents an unknown number, we call that letter a **variable**.
- T: (Draw place value disks on the place value chart to represent the first part, 3,134.) Now, it's your turn. When you are done, add 2,493 by drawing more disks on your place value chart.
- T: (Point to the problem.) 4 ones plus 3 ones equals?
- S: 7 ones. (Count 7 ones in the chart, and record 7 ones in the problem.)
- T: (Point to the problem.) 3 tens plus 9 tens equals?
- S: 12 tens. (Count 12 tens in the chart.)
- T: We can bundle 10 tens as 1 hundred. (Circle 10 ten disks, draw an arrow to the hundreds place, and draw the 1 hundred disk to show the regrouping.)
- T: We can represent this in writing. (Write 12 tens as 1 hundred, crossing the line, and 2 tens in the tens column so that you are writing 12 and not 2 and 1 as separate numbers. Refer to the visual above.)
- T: (Point to the problem.) 1 hundred plus 4 hundreds plus 1 hundred equals?
- S: 6 hundreds. (Count 6 hundreds in the chart, and record 6 hundreds in the problem.)
- T: (Point to the problem.) 3 thousands plus 2 thousands equals?
- S: 5 thousands. (Count 5 thousands in the chart, and record 5 thousands in the problem.)
- T: Say the equation with me: 3,134 plus 2,493 equals 5,627. Label the whole in the tape diagram, above the bracket, with $a = 5,627$.

Problem 2: Add, renaming in multiple units, using the standard algorithm and the place value chart.

- T: (Project vertically: $40,762 + 30,473$.) With your partner, draw a tape diagram to model this problem, labeling the two known parts and the unknown whole, using the variable B to represent the whole. (Circulate and assist students.)
- T: With your partner, write the problem and draw disks for the first addend in your chart. Then, draw disks for the second addend.
- T: (Point to the problem.) 2 ones plus 3 ones equals?
- S: 5 ones. (Count the disks to confirm 5 ones, and write 5 in the ones column.)
- T: 6 tens plus 7 tens equals?



$$\begin{array}{r} 40,762 \\ + 30,473 \\ \hline 71,235 \end{array}$$

- S: 13 tens. → We can group 10 tens to make 1 hundred. → We don't write two digits in one column. We can change 10 tens for 1 hundred leaving us with 3 tens.
- T: (Regroup the disks.) Watch me as I record the larger unit using the addition problem. (First, record the 1 on the line in the hundreds place, and then record the 3 in the tens so that you are writing 13, not 3 then 1.)
- T: 7 hundreds plus 4 hundreds plus 1 hundred equals 12 hundreds. Discuss with your partner how to record this. (Continue adding, regrouping, and recording across other units.)
- T: Say the equation with me. 40,762 plus 30,473 equals 71,235. Label the whole in the tape diagram with 71,235, and write $B = 71,235$.

Problem 3: Add, renaming multiple units using the standard algorithm.

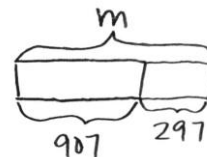
- T: (Project: $207,426 + 128,744$.) Draw a tape diagram to model this problem. Record the numbers on your personal white board.
- T: With your partner, add units right to left, regrouping when necessary using the standard algorithm.
- S: $207,426 + 128,744 = 336,170$.

$$\begin{array}{r} 207,426 \\ + 128,744 \\ \hline 336,170 \end{array}$$

Problem 4: Solve a one-step word problem using the standard algorithm modeled with a tape diagram.

The Lane family took a road trip. During the first week, they drove 907 miles. The second week they drove the same amount as the first week plus an additional 297 miles. How many miles did they drive during the second week?

- T: What information do we know?
- S: We know they drove 907 miles the first week.
We also know they drove 297 miles more during the second week than the first week.
- T: What is the unknown information?
- S: We don't know the total miles they drove in the second week.
- T: Draw a tape diagram to represent the amount of miles in the first week, 907 miles. Since the Lane family drove an additional 297 miles in the second week, extend the bar for 297 more miles. What does the tape diagram represent?



- S: The number of miles they drove in the second week.
- T: Use a bracket and label the unknown with the variable m for miles.
- T: How do we solve for m ?
- S: $907 + 297 = m$.
- T: (Check student work to see they are recording the regrouping of 10 of a smaller unit for 1 larger unit.)
- T: Solve. What is m ?
- S: $m = 1,204$. (Write $m = 1,204$.)
- T: Write a statement that tells your answer.
- S: (Write: The Lane family drove 1,204 miles during the second week.)



NOTES ON MULTIPLE MEANS OF ACTION AND EXPRESSION:

English language learners benefit from further explanation of the word problem. Have a conversation around the following: “What do we do if we don’t understand a word in the problem? What thinking can we use to figure out the answer anyway?” In this case, students do not need to know what a road trip is in order to solve. Discuss, “How is the tape diagram helpful to us?” It may be helpful to use the RDW approach: Read important information. Draw a picture. Write an equation to solve. Write the answer as a statement.

Problem Set (10 minutes)

Students should do their personal best to complete the Problem Set within the allotted 10 minutes. For some classes, it may be appropriate to modify the assignment by specifying which problems they work on first. Some problems do not specify a method for solving. Students should solve these problems using the RDW approach used for Application Problems.

Student Debrief (11 minutes)

Lesson Objective: Use place value understanding to fluently add multi-digit whole numbers using the standard addition algorithm, and apply the algorithm to solve word problems using tape diagrams.

Invite students to review their solutions for the Problem Set and the totality of the lesson experience. They should check work by comparing answers with a partner before going over answers as a class. Look for misconceptions or misunderstandings that can be addressed in the Debrief. Guide students in a conversation to debrief the Problem Set.

You may choose to use any combination of the questions below to lead the discussion.

- When we are writing a sentence to express our answer, what part of the original problem helps us to tell our answer using the correct words and context?

NYS COMMON CORE MATHEMATICS CURRICULUM Lesson 11 Problem Set 4•1

Name Jack Date _____

1. Solve the addition problems below using the standard algorithm.

a.
$$\begin{array}{r} 6,311 \\ + 268 \\ \hline 6,579 \end{array}$$

b.
$$\begin{array}{r} 6,311 \\ + 1,268 \\ \hline 7,579 \end{array}$$

c.
$$\begin{array}{r} 6,314 \\ + 1,268 \\ \hline 7,582 \end{array}$$

d.
$$\begin{array}{r} 6,314 \\ + 2,493 \\ \hline 8,807 \end{array}$$

e.
$$\begin{array}{r} 8,314 \\ + 2,493 \\ \hline 10,807 \end{array}$$

f.
$$\begin{array}{r} 12,378 \\ + 5,463 \\ \hline 17,841 \end{array}$$

g.
$$\begin{array}{r} 52,098 \\ + 6,046 \\ \hline 58,144 \end{array}$$

h.
$$\begin{array}{r} 34,698 \\ + 71,840 \\ \hline 106,538 \end{array}$$

i.
$$\begin{array}{r} 544,811 \\ + 356,445 \\ \hline 901,256 \end{array}$$

j.
$$\begin{array}{r} 527 \\ + 275 \\ + 752 \\ \hline 1,554 \end{array}$$

k.
$$\begin{array}{r} 38,193 \\ + 6,376 \\ + 241,457 \\ \hline 286,026 \end{array}$$

COMMON CORE Lesson 11: Use place value understanding to fluently add multi-digit whole numbers using the standard addition algorithm, and apply the algorithm to solve word problems using tape diagrams. 4/20/15 engage^{ny} 1.D.8

- What purpose does a tape diagram have? How does it support your work?
- What does a **variable**, like the letter *C* in Problem 2, help us do when drawing a tape diagram?
- I see different types of tape diagrams drawn for Problem 3. Some drew one bar with two parts. Some drew one bar for each addend and put the bracket for the whole on the right side of both bars. Will these diagrams result in different answers? Explain.
- In Problem 1, what did you notice was similar and different about the addends and the sums for Parts (a), (b), and (c)?
- If you have 2 addends, can you ever have enough ones to make 2 tens, or enough tens to make 2 hundreds, or enough hundreds to make 2 thousands? Try it out with your partner. What if you have 3 addends?
- In Problem 1(j), each addend used the numbers 2, 5, and 7 once. I don't see those digits in the sum. Why?
- How is recording the regrouped number in the next column when using the standard algorithm related to bundling disks?
- Have students revisit the Application Problem and solve for the actual amount of calories consumed. Which unit, when rounding, provided an estimate closer to the actual value?

NYS COMMON CORE MATHEMATICS CURRICULUM Lesson 11 Problem Set 4•1

Directions: Draw a tape diagram to represent each problem. Use numbers to solve, and write your answer as a statement.

2. In September, Liberty Elementary School collected 32,537 cans for a fundraiser. In October, they collected 207,492 cans. How many cans were collected during September and October?

32,537
+ 207,492

240,029

32,537 207,492

240,029 cans were collected during September and October.

3. A baseball stadium sold some burgers. 2,806 were cheeseburgers. 1,679 burgers didn't have cheese. How many burgers did they sell in all?

2,806
+ 1,679

4,485

2,806 1,679

4,485 burgers were sold.

4. On Saturday night, 23,748 people attended the concert. On Sunday, 7,570 more people attended the concert than on Saturday. How many people attended the concert on Sunday?

23,748
+ 7,570

31,318

23,748 7,570

31,318 people attended the concert on Sunday.

COMMON CORE Lesson 11: Use place value understanding to fluently add multi-digit whole numbers using the standard addition algorithm, and apply the algorithm to solve word problems using tape diagrams. engage^{ny} 1.D.9
© 2012 Common Core, Inc. All rights reserved. commoncore.org Date: 4/20/13

Exit Ticket (3 minutes)

After the Student Debrief, instruct students to complete the Exit Ticket. A review of their work will help you assess the students' understanding of the concepts that were presented in the lesson today and plan more effectively for future lessons. You may read the questions aloud to the students.

Name _____

Date _____

1. Solve the addition problems below using the standard algorithm.

$$\begin{array}{r} \text{a.} \quad 6,311 \\ + 268 \\ \hline \end{array}$$

$$\begin{array}{r} \text{b.} \quad 6,311 \\ + 1,268 \\ \hline \end{array}$$

$$\begin{array}{r} \text{c.} \quad 6,314 \\ + 1,268 \\ \hline \end{array}$$

$$\begin{array}{r} \text{d.} \quad 6,314 \\ + 2,493 \\ \hline \end{array}$$

$$\begin{array}{r} \text{e.} \quad 8,314 \\ + 2,493 \\ \hline \end{array}$$

$$\begin{array}{r} \text{f.} \quad 12,378 \\ + 5,463 \\ \hline \end{array}$$

$$\begin{array}{r} \text{g.} \quad 52,098 \\ + 6,048 \\ \hline \end{array}$$

$$\begin{array}{r} \text{h.} \quad 34,698 \\ + 71,840 \\ \hline \end{array}$$

$$\begin{array}{r} \text{i.} \quad 544,811 \\ + 356,445 \\ \hline \end{array}$$

$$\text{j.} \quad 527 + 275 + 752$$

$$\text{k.} \quad 38,193 + 6,376 + 241,457$$

Name _____

Date _____

1. Solve the addition problems below using the standard algorithm.

a.
$$\begin{array}{r} 23,607 \\ + 2,307 \\ \hline \end{array}$$

b.
$$\begin{array}{r} 3,948 \\ + 278 \\ \hline \end{array}$$

c. $5,983 + 2,097$

2. The office supply closet had 25,473 large paperclips, 13,648 medium paperclips, and 15,306 small paperclips. How many paperclips were in the closet?

Name _____

Date _____

1. Solve the addition problems below using the standard algorithm.

$$\begin{array}{r} \text{a.} \quad 7,909 \\ + 1,044 \\ \hline \end{array}$$

$$\begin{array}{r} \text{b.} \quad 27,909 \\ + 9,740 \\ \hline \end{array}$$

$$\begin{array}{r} \text{c.} \quad 827,909 \\ + 42,989 \\ \hline \end{array}$$

$$\begin{array}{r} \text{d.} \quad 289,205 \\ + 11,845 \\ \hline \end{array}$$

$$\begin{array}{r} \text{e.} \quad 547,982 \\ + 114,849 \\ \hline \end{array}$$

$$\begin{array}{r} \text{f.} \quad 258,983 \\ + 121,897 \\ \hline \end{array}$$

$$\begin{array}{r} \text{g.} \quad 83,906 \\ + 35,808 \\ \hline \end{array}$$

$$\begin{array}{r} \text{h.} \quad 289,999 \\ + 91,849 \\ \hline \end{array}$$

$$\begin{array}{r} \text{i.} \quad 754,900 \\ + 245,100 \\ \hline \end{array}$$

Draw a tape diagram to represent each problem. Use numbers to solve, and write your answer as a statement.

2. At the zoo, Brooke learned that one of the rhinos weighs 4,897 pounds, one of the giraffes weighs 2,667 pounds, one of the African elephants weighs 12,456 pounds, and one of the Komodo dragons weighs 123 pounds.
- a. What is the combined weight of the zoo's African elephant and the giraffe?
- b. What is the combined weight of the zoo's African elephant and the rhino?
- c. What is the combined weight of the zoo's African elephant, the rhino, and the giraffe?
- d. What is the combined weight of the zoo's Komodo dragon and the rhino?

millions	hundred thousands	ten thousands	thousands	hundreds	tens	ones

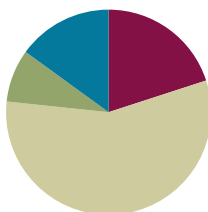
millions place value chart

Lesson 12

Objective: Solve multi-step word problems using the standard addition algorithm modeled with tape diagrams, and assess the reasonableness of answers using rounding.

Suggested Lesson Structure

■ Fluency Practice	(12 minutes)
■ Application Problem	(5 minutes)
■ Concept Development	(34 minutes)
■ Student Debrief	(9 minutes)
Total Time	(60 minutes)



Fluency Practice (12 minutes)

- Round to Different Place Values **4.NBT.3** (6 minutes)
- Find the Sum **4.NBT.4** (6 minutes)

Round to Different Place Values (6 minutes)

Materials: (S) Personal white board

Note: This fluency activity reviews rounding skills that are building towards mastery.

- T: (Project 726,354.) Say the number.
 S: Seven hundred twenty-six thousand, three hundred fifty-four.
 T: What digit is in the hundred thousands place?
 S: 7.
 T: What's the value of the digit 7?
 S: 700,000.
 T: On your personal white boards, round the number to the nearest hundred thousand.
 S: (Write $726,354 \approx 700,000$.)

Repeat process, rounding 726,354 to the nearest ten thousand, thousand, hundred, and ten. Follow the same process and sequence for 496,517.

Find the Sum (6 minutes)

Materials: (S) Personal white board

Note: This fluency activity prepares students for understanding the importance of the algorithm.

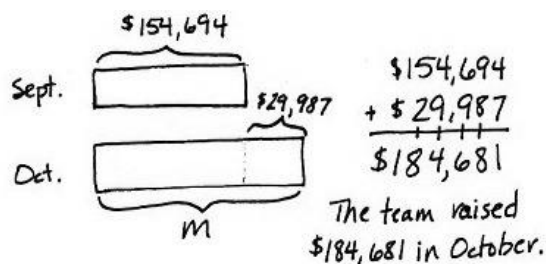
T: (Write $417 + 232 = \underline{\hspace{2cm}}$.) Solve by writing horizontally or vertically.

S: (Write $417 + 232 = 649$.)

Repeat process and sequence for $7,073 + 2,312$; $13,705 + 4,412$; $3,949 + 451$; $538 + 385 + 853$; and $23,944 + 6,056 + 159,368$.

Application Problem (5 minutes)

The basketball team raised a total of \$154,694 in September and \$29,987 more in October than in September. How much money did they raise in October? Draw a tape diagram and write your answer in a complete sentence.



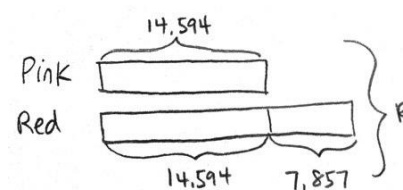
Note: This is a comparative word problem that reviews the addition algorithm practiced in the last lesson.

Concept Development (34 minutes)

Materials: (S) Personal white board

Problem 1: Solve a multi-step word problem using a tape diagram.

The city flower shop sold 14,594 pink roses on Valentine's Day. They sold 7,857 more red roses than pink roses. How many pink and red roses did the city flower shop sell altogether on Valentine's Day? Use a tape diagram to show your work.

**NOTES ON
MULTIPLE MEANS
OF REPRESENTATION:**

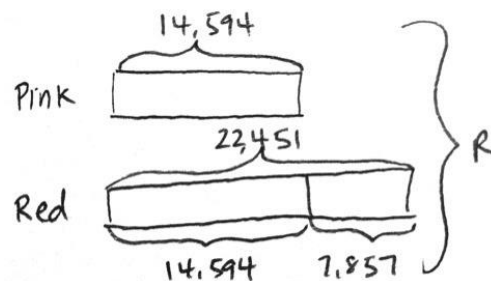
Students working below grade level may have difficulty conceptualizing word problems. Use smaller numbers or familiar contexts for problems. Have students make sense of the problem and direct them through the process of creating a tape diagram.

"The pizza shop sold five pepperoni pizzas on Friday. They sold ten more sausage pizzas than pepperoni pizzas. How many pizzas did they sell?"

Have a discussion about the two unknowns in the problem and about which unknown needs to be solved first. Students may draw a picture to help them solve. Then, relate the problem to that with bigger numbers and numbers that involve regrouping. Relay the message that it's the same process. The difference is that the numbers are bigger.

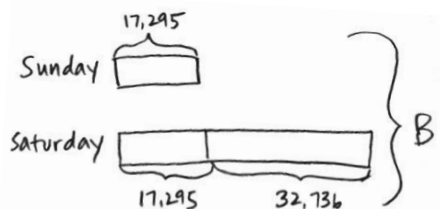
MP.2

- T: Read the problem with me. What information do we know?
- S: We know they sold 14,594 pink roses.
- T: To model this, let's draw one tape to represent the pink roses. Do we know how many red roses were sold?
- S: No, but we know that there were 7,857 more red roses sold than pink roses.
- T: A second tape can represent the number of red roses sold. (Model on the tape diagram.)
- T: What is the problem asking us to find?
- S: The total number of roses.
- T: We can draw a bracket to the side of both tapes. Let's label it R for pink and red roses.
- T: First, solve to find how many red roses were sold.
- S: (Solve $14,594 + 7,857 = 22,451$.)
- T: What does the bottom tape represent?
- S: The bottom tape represents the number of red roses, 22,451.
- T: (Bracket and label 22,451 to show the total number of red roses.) Now, we need to find the total number of roses sold. How do we solve for R ?
- S: Add the totals for both tapes together. $14,594 + 22,451 = R$.
- T: Solve with me. What does R equal?
- S: R equals 37,045.
- T: (Write $R = 37,045$.) Let's write a statement of the answer.
- S: (Write: The city flower shop sold 37,045 pink and red roses on Valentine's Day.)



Problem 2: Solve a two-step word problem using a tape diagram, and assess the reasonableness of the answer.

On Saturday, 32,736 more bus tickets were sold than on Sunday. On Sunday, only 17,295 tickets were sold. How many people bought bus tickets over the weekend? Use a tape diagram to show your work.



- T: Tell your partner what information we know.
- S: We know how many people bought bus tickets on Sunday, 17,295. We also know how many more people bought tickets on Saturday. But we don't know the total number of people that bought tickets on Saturday.

- T: Let's draw a tape for Sunday's ticket sales and label it. How can we represent Saturday's ticket sales?
- S: Draw a tape the same length as Sunday's and extend it further for 32,736 more tickets.
- T: What does the problem ask us to solve for?
- S: The number of people that bought tickets over the weekend.
- T: With your partner, finish drawing a tape diagram to model this problem. Use B to represent the total number of tickets bought over the weekend.
- T: Before we solve, estimate to get a general sense of what our answer will be. Round each number to the nearest ten thousand.
- S: (Write $20,000 + 20,000 + 30,000 = 70,000$.) About 70,000 tickets were sold over the weekend.
- T: Now, solve with your partner to find the actual number of tickets sold over the weekend.
- S: (Solve.)
- S: B equals 67,326.
- T: (Write $B = 67,326$.)
- T: Now, let's look back at the estimate we got earlier and compare with our actual answer. Is 67,326 close to 70,000?
- S: Yes, 67,326 rounded to the nearest ten thousand is 70,000.
- T: Our answer is reasonable.
- T: Write a statement of the answer.
- S: (Write: There were 67,326 people who bought bus tickets over the weekend.)

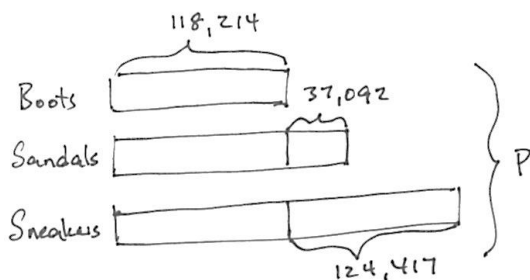


NOTES ON MULTIPLE MEANS OF REPRESENTATION:

English language learners may need direction in creating their answer in the form of a sentence. Direct them to look back at the question and then to verbally answer the question using some of the words in the question. Direct them to be sure to provide a label for their numerical answer.

Problem 3: Solve a multi-step word problem using a tape diagram, and assess reasonableness.

Last year, Big Bill's Department Store sold many pairs of footwear. 118,214 pairs of boots were sold, 37,092 more pairs of sandals than pairs of boots were sold, and 124,417 more pairs of sneakers than pairs of boots were sold. How many pairs of footwear were sold last year?



$$\begin{array}{r}
 118,214 \\
 + 37,092 \\
 \hline
 \text{Sandals} = 155,306
 \end{array}
 \qquad
 \begin{array}{r}
 118,214 \\
 + 124,417 \\
 \hline
 \text{sneakers} = 242,631
 \end{array}
 \qquad
 \begin{array}{r}
 155,306 \\
 242,631 \\
 + 118,214 \\
 \hline
 516,151
 \end{array}$$

516,151 pairs of footwear were sold last year.

- T: Discuss with your partner the information we have and the unknown information we want to find.
- S: (Discuss.)

- T: With your partner, draw a tape diagram to model this problem. How do you solve for P ?
- S: The tape shows me I could add the number of pairs of boots 3 times, and then add 37,092 and 124,417. → You could find the number of pairs of sandals, find the number of pairs of sneakers, and then add those totals to the number of pairs of boots.

Have the students then round each addend to get an estimated answer, calculate precisely, and compare to see if their answers are reasonable.

Problem Set (10 minutes)

Students should do their personal best to complete the Problem Set within the allotted 10 minutes. For some classes, it may be appropriate to modify the assignment by specifying which problems they work on first. Some problems do not specify a method for solving. Students should solve these problems using the RDW approach used for Application Problems.

Student Debrief (9 minutes)

Lesson Objective: Solve multi-step word problems using the standard addition algorithm modeled with tape diagrams, and assess the reasonableness of answers using rounding.

The Student Debrief is intended to invite reflection and active processing of the total lesson experience.

Invite students to review their solutions for the Problem Set. They should check work by comparing answers with a partner before going over answers as a class. Look for misconceptions or misunderstandings that can be addressed in the Debrief. Guide students in a conversation to debrief the Problem Set and process the lesson.

NYS COMMON CORE MATHEMATICS CURRICULUM Lesson 12 Problem Set 4•1

Name Jack Date _____

Directions: Estimate and then solve each problem. Model the problem with a tape diagram. Explain if your answer is reasonable.

1. For the bake sale, Connie baked 144 cookies. Esther baked 49 more cookies than Connie.

a. About how many cookies did Connie and Esther bake? Estimate by rounding each number to the nearest ten before adding.

Connie 144 }
Esther 49 }

$$\begin{array}{r} 140 \\ 140 \\ + 50 \\ \hline 330 \end{array}$$
 Connie and Esther baked about 330 cookies.

b. Exactly how many cookies did Connie and Esther bake?

$$\begin{array}{r} 144 \\ 144 \\ + 49 \\ \hline 337 \end{array}$$
 Connie and Esther baked exactly 337 cookies.

c. Is your answer reasonable? Compare your estimate from (a) to your answer from (b). Write a sentence to explain your reasoning.

Yes, my answer is reasonable. In (a), I estimated the answer by rounding each number to the nearest ten before adding. My estimate was 330 cookies. When I added the actual amounts, my answer was 337 cookies. 337 is very close to 330.

COMMON CORE Lesson 12: Solve multi-step word problems using the standard addition algorithm modeled with tape diagrams and assess the reasonableness of answers using rounding. 2/18/14 engage^{ny} 1.D.20

NYS COMMON CORE MATHEMATICS CURRICULUM Lesson 12 Problem Set 4•1

2. Raffle tickets were sold for a school fundraiser to parents, teachers, and students. 563 tickets were sold to teachers. 888 more tickets were sold to students than to teachers. 904 tickets were sold to parents.

a. About how many tickets were sold to parents, teachers, and students? Round each number to the nearest hundred to find your estimate.

Teachers 563 }
Students 888 }
Parents 904 }

$$\begin{array}{r} 600 \\ 600 \\ 900 \\ + 900 \\ \hline 3000 \end{array}$$
 About 3,000 tickets were sold to parents, teachers, and students.

b. Exactly how many tickets were sold to parents, teachers, and students?

$$\begin{array}{r} 563 \\ 563 \\ 888 \\ + 904 \\ \hline 2918 \end{array}$$
 Exactly 2,918 tickets were sold to parents, teachers, and students.

c. Assess the reasonableness of your answer in (b). Use your estimate from (a) to explain.

My answer for (b) is reasonable. My estimated total was 3,000. The actual total was 2,918. 2,918 is close to 3,000.

3. From 2010 to 2011, the population of Queens increased by 16,075. Brooklyn's population increased by 11,870 more than the population increase of Queens.

a. Estimate the total combined population increase of Queens and Brooklyn from 2010 to 2011. (Round the addends to estimate.)

Queens 16,075 }
Brooklyn 11,870 }

$$\begin{array}{r} 16,000 \\ 12,000 \\ + 16,000 \\ \hline 44,000 \end{array}$$
 The total combined population increase of Queens and Brooklyn from 2010 to 2011 was about 44,000.

COMMON CORE Lesson 12: Solve multi-step word problems using the standard addition algorithm modeled with tape diagrams and assess the reasonableness of answers using rounding. 2/18/14 engage^{ny} 1.D.21

You may choose to use any combination of the questions below to lead the discussion.

- Explain why we should test to see if our answers are reasonable. (Show an example of one of the above Concept Development problems solved incorrectly to show how checking the reasonableness of an answer is important.)
- When might you need to use an estimate in real life?
- Let's check the reasonableness of our answer in the Application Problem.
 - Round to the nearest ten thousand.
 - Note that rounding to the ten thousands brings our estimate closer to the actual answer than if we were to round to the nearest hundred thousand.
 - Discuss the margin of error that occurs in estimating answers and how this relates to the place value to which you round.
- In Problem 1, how would your estimate be affected if you rounded all numbers to the nearest hundred?
- What are the next steps if your estimate is not near the actual answer? Consider the example we discussed earlier where the problem was solved incorrectly. Because we had estimated an answer, we knew that our solution was not reasonable.

NYS COMMON CORE MATHEMATICS CURRICULUM Lesson 12 Problem Set 4•1

b. Find the actual total combined population increase of Queens and Brooklyn from 2010 to 2011.

$$\begin{array}{r} 16,075 \\ 16,075 \\ + 11,870 \\ \hline 44,020 \end{array}$$

The actual total combined population increase of Queens and Brooklyn from 2010 to 2011 was 44,020.

c. Assess the reasonableness of your answer in (b). Use your estimate from (a) to explain.

My answer is reasonable. My estimate for the total combined population increase was 44,000. The actual total was 44,020. 44,020 is close to 44,000.

4. During National Recycling Month, Mr. Yardley's class spent 4 weeks collecting empty cans to recycle.

Week	Number of Cans Collected
1	10,827
2	
3	10,522
4	20,011

At the end of 4 weeks, Mr. Yardley's class collected 53,443 cans.

a. During Week 2, the class collected 1,256 more cans than they did during Week 1. Find the total number of cans Mr. Yardley's class collected in 4 weeks.

Week 1: 10,827
Week 2: 12,083
Week 3: 10,522
Week 4: 20,011

$$\begin{array}{r} 10,827 \\ + 1,256 \\ \hline 12,083 \end{array}$$

(Week 2)

$$\begin{array}{r} 10,827 \\ 12,083 \\ 10,522 \\ + 20,011 \\ \hline 53,443 \end{array}$$

b. Assess the reasonableness of your answer in (a) by estimating the total number of cans collected.

10,827 ≈ 11,000	11,000	My answer for (a) is reasonable. My estimate was 54,000 and the actual total was 53,443. The actual answer is close to the estimate.
12,083 ≈ 12,000	12,000	
10,522 ≈ 11,000	11,000	
20,011 ≈ 20,000	20,000	
	54,000	

COMMON CORE Lesson 12: Solve multi-step word problems using the standard addition algorithm modeled with tape diagrams and assess the reasonableness of answers using rounding. Date: 2/18/14 engage^{ny} 1.D.22

Exit Ticket (3 minutes)

After the Student Debrief, instruct students to complete the Exit Ticket. A review of their work will help you assess the students' understanding of the concepts that were presented in the lesson today and plan more effectively for future lessons. You may read the questions aloud to the students.

Name _____

Date _____

Estimate and then solve each problem. Model the problem with a tape diagram. Explain if your answer is reasonable.

1. For the bake sale, Connie baked 144 cookies. Esther baked 49 more cookies than Connie.
 - a. About how many cookies did Connie and Esther bake? Estimate by rounding each number to the nearest ten before adding.
 - b. Exactly how many cookies did Connie and Esther bake?
 - c. Is your answer reasonable? Compare your estimate from (a) to your answer from (b). Write a sentence to explain your reasoning.

2. Raffle tickets were sold for a school fundraiser to parents, teachers, and students. 563 tickets were sold to teachers. 888 more tickets were sold to students than to teachers. 904 tickets were sold to parents.
- About how many tickets were sold to parents, teachers, and students? Round each number to the nearest hundred to find your estimate.
 - Exactly how many tickets were sold to parents, teachers, and students?
 - Assess the reasonableness of your answer in (b). Use your estimate from (a) to explain.
3. From 2010 to 2011, the population of Queens increased by 16,075. Brooklyn's population increased by 11,870 more than the population increase of Queens.
- Estimate the total combined population increase of Queens and Brooklyn from 2010 to 2011. (Round the addends to estimate.)

- b. Find the actual total combined population increase of Queens and Brooklyn from 2010 to 2011.
- c. Assess the reasonableness of your answer in (b). Use your estimate from (a) to explain.
4. During National Recycling Month, Mr. Yardley's class spent 4 weeks collecting empty cans to recycle.

Week	Number of Cans Collected
1	10,827
2	
3	10,522
4	20,011

- a. During Week 2, the class collected 1,256 more cans than they did during Week 1.
Find the total number of cans Mr. Yardley's class collected in 4 weeks.
- b. Assess the reasonableness of your answer in (a) by estimating the total number of cans collected.

Name _____

Date _____

Model the problem with a tape diagram. Solve and write your answer as a statement.

In January, Scott earned \$8,999. In February, he earned \$2,387 more than in January. In March, Scott earned the same amount as in February. How much did Scott earn altogether during those three months? Is your answer reasonable? Explain.

Name _____

Date _____

Estimate and then solve each problem. Model the problem with a tape diagram. Explain if your answer is reasonable.

1. There were 3,905 more hits on the school's website in January than February. February had 9,854 hits. How many hits did the school's website have during both months?
 - a. About how many hits did the website have during January and February?
 - b. Exactly how many hits did the website have during January and February?
 - c. Is your answer reasonable? Compare your estimate from (a) to your answer from (b). Write a sentence to explain your reasoning.
2. On Sunday, 77,098 fans attended a New York Jets game. The same day, 3,397 more fans attended a New York Giants game than attended the Jets game. Altogether, how many fans attended the games?
 - a. What was the actual number of fans who attended the games?
 - b. Is your answer reasonable? Round each number to the nearest thousand to find an estimate of how many fans attended the games.

3. Last year on Ted's farm, his four cows produced the following number of liters of milk:

Cow	Liters of Milk Produced
Daisy	5,098
Betsy	
Mary	9,980
Buttercup	7,087

- a. Betsy produced 986 more liters of milk than Buttercup. How many liters of milk did all 4 cows produce?
- b. Is your answer reasonable? Explain.



Topic E

Multi-Digit Whole Number Subtraction

4.OA.3, 4.NBT.4, 4.NBT.1, 4.NBT.2

Focus Standard:	4.OA.3	Solve multistep word problems posed with whole numbers and having whole-number answers using the four operations, including problems in which remainders must be interpreted. Represent these problems using equations with a letter standing for the unknown quantity. Assess the reasonableness of answers using mental computation and estimation strategies including rounding.
	4.NBT.4	Fluently add and subtract multi-digit whole numbers using the standard algorithm.
Instructional Days:	4	
Coherence	-Links from:	G3–M2 Place Value and Problem Solving with Units of Measure
	-Links to:	G5–M1 Place Value and Decimal Fractions

Following the introduction of the standard algorithm for addition in Topic D, the standard algorithm for subtraction replaces special strategies for subtraction in Topic E. Moving slowly from smaller to larger minuends, students practice decomposing larger units into smaller units. First, only one decomposition is introduced, where one zero may appear in the minuend. As in Grades 2 and 3, students continue to decompose all necessary digits before performing the algorithm, allowing subtraction from left to right, or, as taught in the lessons, from right to left. Students use the algorithm to subtract numbers from 1 million allowing for multiple decompositions (**4.NBT.4**). The topic concludes with practicing the standard algorithm for subtraction in the context of two-step word problems where students have to assess the reasonableness of their answers by rounding (**4.OA.3**). When using tape diagrams to model word problems, students use a variable to represent the unknown quantity.

$$\begin{array}{r}
 3 \text{ } 11 \text{ } 9 \\
 420,061 \\
 - 56,328 \\
 \hline
 363,733
 \end{array}$$

A Teaching Sequence Towards Mastery of Multi-Digit Whole Number Subtraction

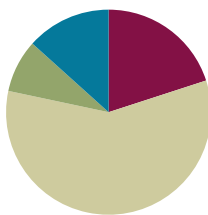
- Objective 1:** Use place value understanding to decompose to smaller units once using the standard subtraction algorithm, and apply the algorithm to solve word problems using tape diagrams. (Lesson 13)
- Objective 2:** Use place value understanding to decompose to smaller units up to 3 times using the standard subtraction algorithm, and apply the algorithm to solve word problems using tape diagrams. (Lesson 14)
- Objective 3:** Use place value understanding to fluently decompose to smaller units multiple times in any place using the standard subtraction algorithm, and apply the algorithm to solve word problems using tape diagrams. (Lesson 15)
- Objective 4:** Solve two-step word problems using the standard subtraction algorithm fluently modeled with tape diagrams, and assess the reasonableness of answers using rounding. (Lesson 16)

Lesson 13

Objective: Use place value understanding to decompose to smaller units once using the standard subtraction algorithm and apply the algorithm to solve word problems using tape diagrams.

Suggested Lesson Structure

■ Fluency Practice	(12 minutes)
■ Application Problem	(5 minutes)
■ Concept Development	(35 minutes)
■ Student Debrief	(8 minutes)
Total Time	(60 minutes)



Fluency Practice (12 minutes)

- Find the Sum **4.NBT.4** (6 minutes)
- Subtract Common Units **4.NBT.3** (6 minutes)

Find the Sum (6 minutes)

Materials: (S) Personal white board

Note: This math fluency activity prepares students for understanding the importance of the addition algorithm.

T: (Write $316 + 473 = \underline{\quad}$.) Solve by writing an addition sentence horizontally or vertically.

S: (Write $316 + 473 = 789$.)

Repeat process and sequence for $6,065 + 3,731$; $13,806 + 4,393$; $5,928 + 124$; and $629 + 296 + 962$.

Subtract Common Units (6 minutes)

Materials: (S) Personal white board

Note: This mental math fluency activity prepares students for understanding the importance of the subtraction algorithm.

T: (Project 707.) Say the number in unit form.

S: 7 hundreds 7 ones.

T: (Write $707 - 202 = \underline{\quad}$.) Say the subtraction sentence and answer in unit form.

S: 7 hundreds 7 ones – 2 hundreds 2 ones = 5 hundreds 5 ones.

T: Write the subtraction sentence on your personal white boards.

S: (Write $707 - 202 = 505$.)

Repeat process and sequence for $909 - 404$; $9,009 - 5,005$; $11,011 - 4,004$; and $13,013 - 8,008$.

Application Problem (5 minutes)

Jennifer texted 5,849 times in January. In February, she texted 1,263 more times than in January. What was the total number of texts that Jennifer sent in the two months combined? Explain how you know your answer is reasonable.

January 5,849
February 1,263 } A

$$\begin{array}{r} 5,849 \\ + 1,263 \\ \hline 7,112 \end{array} \quad \begin{array}{r} 7,112 \\ + 5,849 \\ \hline 12,961 \end{array}$$

January $\approx 6,000$
February $\approx 7,000$ } 13,000

My answer is reasonable because if I round January and February, I get 13,000. 12,961 rounded is 13,000, so my answer is reasonable.

Jennifer sent 12,961 texts in January and February.

Note: This Application Problem reviews content from the previous lesson of a multi-step addition problem.

Concept Development (35 minutes)

Materials: (T) Millions place value chart (Lesson 11 Template) (S) Personal white board, millions place value chart template (Lesson 11 Template)

Problem 1: Use a place value chart and place value disks to model subtracting alongside the algorithm, regrouping 1 hundred into 10 tens.

Display $4,259 - 2,171$ vertically on the board.

T: Say this problem with me. (Read problem together.)

T: Watch as I draw a tape diagram to represent this problem. What is the whole?

S: 4,259.

T: We record that above the tape as the whole and record the known part of 2,171 under the tape. It's your turn to draw a tape diagram. Mark the unknown part of the diagram with the variable A.

T: Model the whole, 4,259, using place value disks on your place value chart.

T: Do we model the part we are subtracting?

S: No, just the whole.

T: First, let's determine if we are ready to subtract. We look across the top number, from right to left, to see if there are enough units in each column. Let's look at the ones column. Are there enough ones in the top number to subtract the ones in the bottom number? (Point to the 9 and the 1 in the problem.)

S: Yes, 9 is greater than 1.

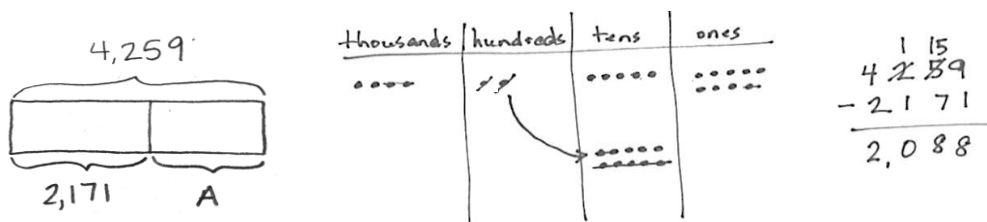
T: That means we are ready to subtract in the ones column. Let's look at the tens column. Are there enough tens in the top number to subtract the tens in the bottom number?

S: No, 5 is less than 7.

T: (Show regrouping on the place value chart.) We ungroup or unbundle 1 unit from the hundreds to make 10 tens. I now have 1 hundred and 15 tens. Let's rename and represent the change in writing using the algorithm. (Cross out the hundreds and tens to rename them in the problem.)

T: Show the change with your disks. (Cross off 1 hundred and change it for 10 tens as shown below.)

MP.6



T: Are there enough hundreds in the top number to subtract the hundreds in the bottom number?

S: Yes, 1 is equal to 1.

T: Are there enough thousands in the top number to subtract the thousands in the bottom number?

S: Yes, 4 is greater than 2.

T: Are we ready to subtract?

S: Yes, we are ready to subtract!

T: (Point to the problem.) 9 ones minus 1 one?

S: 8 ones.

T: (Cross off 1 disk; write an 8 in the problem.)

T: 15 tens minus 7 tens?

S: 8 tens.

T: (Cross off 7 disks; write an 8 in the problem.)

Continue subtracting through the hundreds and thousands.

T: Say the number sentence.

S: $4,259 - 2,171 = 2,088$.

T: The value of the A in our tape diagram is 2,088. We write $A = 2,088$ below the tape diagram. What can be added to 2,171 to result in the sum of 4,259?

S: 2,088.

Repeat the process for $6,314 - 3,133$.

Problem 2: Regroup 1 thousand into 10 hundreds using the subtraction algorithm.

Display $23,422 - 11,510$ vertically on the board.

- T: With your partner, read this problem and draw a tape diagram. Label the whole, the known part, and use the variable B for the unknown part.
- T: Record the problem on your personal white board.
- T: Look across the digits. Are we ready to subtract?
- S: No!
- T: Are there enough ones in the top number to subtract the ones in the bottom number? (Point to the 2 and the 0.)
- S: Yes, 2 is greater than 0.
- T: Are there enough tens in the top number to subtract the tens in the bottom number?
- S: Yes, 2 is greater than 1.
- T: Are there enough hundreds in the top number to subtract the hundreds in the bottom number?
- S: No, 4 is less than 5.
- T: Tell your partner how to make enough hundreds to subtract.
- S: I unbundle 1 thousand to make 10 hundreds. I now have 2 thousands and 14 hundreds. → I change 1 thousand for 10 hundreds. → I rename 34 hundreds as 20 hundreds and 14 hundreds.
- T: Watch as I record that. Now it's your turn.

Repeat questioning for the thousands and ten thousands columns.

- T: Are we ready to subtract?
- S: Yes, we're ready to subtract!
- T: 2 ones minus 0 ones?
- S: 2 ones. (Record 2 in the ones column.)

Continue subtracting across the number from right to left, always naming the units.

- T: Tell your partner what must be added to 11,510 to result in the sum of 23,422.
- T: How do we check a subtraction problem?
- S: We can add the difference to the part we knew at first to see if the sum we get equals the whole.
- T: Please add 11,912 and 11,510. What sum do you get?
- S: 23,422, so our answer to the subtraction problem is correct.
- T: Label your tape diagram as $B = 11,912$.

Repeat for $29,014 - 7,503$.

Problem 3: Solve a subtraction word problem, regrouping 1 ten thousand into 10 thousands.

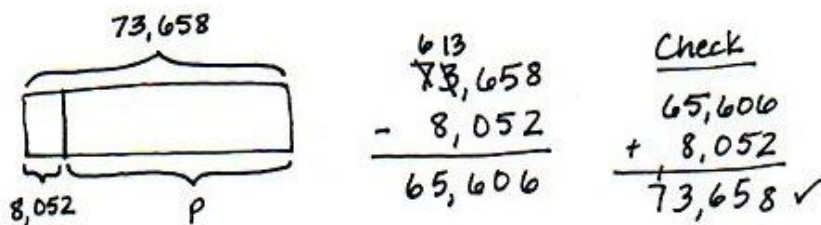
The paper mill produced 73,658 boxes of paper. 8,052 boxes have been sold. How many boxes remain?

- T: Draw a tape diagram to represent the boxes of paper produced and sold. I'll use the letter P to represent the boxes of paper remaining. Record the subtraction problem. Check to see that you lined up all units.
- T: Am I ready to subtract?
- S: No!
- T: Work with your partner, asking if there are enough units in each column to subtract. Regroup when needed. Then ask, "Am I ready to subtract?" before you begin subtracting. Use the standard algorithm. (Students work.)
- S: $73,658 - 8,052 = 65,606$.
- T: The value of P is 65,606. In a statement, tell your partner how many boxes remain.
- S: 65,606 boxes remain.
- T: To check and see if your answer is correct, add the two values of the tape, 8,052 and your answer of 65,606, to see if the sum is the value of the tape, 73,658.
- S: (Add to find that the sum matches the value of the tape.)



**NOTES ON
MULTIPLE MEANS
OF ENGAGEMENT:**

Ask students to look at the numbers in the subtraction problem and to think about how the numbers are related. Ask them how they might use their discovery to check to see if their answer is correct. Use the tape diagram to show if 8,052 was subtracted from 73,658 to find the unknown part of the tape diagram, the value of the unknown, 65,606, can be added to the known part of the tape diagram, 8,052. If the sum is the value of the whole tape diagram, the answer is correct.



Repeat with the following: The library has 50,819 books. 4,506 are checked out. How many books remain in the library?

Problem Set (10 minutes)

Students should do their personal best to complete the Problem Set within the allotted 10 minutes. For some classes, it may be appropriate to modify the assignment by specifying which problems they work on first. Some problems do not specify a method for solving. Students should solve these problems using the RDW approach used for Application Problems.

Student Debrief (8 minutes)

Lesson Objective: Use place value understanding to decompose to smaller units once using the standard subtraction algorithm, and apply the algorithm to solve word problems using tape diagrams.

The Student Debrief is intended to invite reflection and active processing of the total lesson experience.

Invite students to review their solutions for the Problem Set. They should check work by comparing answers with a partner before going over answers as a class. Look for misconceptions or misunderstandings that can be addressed in the Debrief. Guide students in a conversation to debrief the Problem Set and process the lesson.

You may choose to use any combination of the questions below to lead the discussion.

- Compare your answers for Problem 1(a) and (b). How are your answers the same when the problems are different?
- Why do the days and months matter when solving Problem 3?
- Compare Problem 1(a) and (f). Does having a larger whole in 1(a) give an answer greater than or less than 1(f)?
- In Problem 4, you used subtraction, but I can say, "I can add 52,411 to 15,614 to result in the sum of 68,025." How can we add and subtract using the same problem?
- Why do we ask, "Are we ready to subtract?"

NYS COMMON CORE MATHEMATICS CURRICULUM Lesson 13 Problem Set 4•1

Name: Jack Date: _____

1. Use the standard algorithm to solve the following subtraction problems.

a.
$$\begin{array}{r} 7,525 \\ -3,502 \\ \hline 4,023 \end{array}$$

b.
$$\begin{array}{r} 17,525 \\ -13,502 \\ \hline 4,023 \end{array}$$

c.
$$\begin{array}{r} 6,625 \\ -4,417 \\ \hline 2,208 \end{array}$$

d.
$$\begin{array}{r} 4,512 \\ -435 \\ \hline 4,077 \end{array}$$

e.
$$\begin{array}{r} 6,400 \\ -470 \\ \hline 5,930 \end{array}$$

f.
$$\begin{array}{r} 5,625 \\ -3,502 \\ \hline 2,123 \end{array}$$

g.
$$\begin{array}{r} 113 \\ 38,640 \\ -14,630 \\ \hline 24,010 \end{array}$$

h.
$$\begin{array}{r} 211 \\ 484,925 \\ -204,815 \\ \hline 280,110 \end{array}$$

i.
$$\begin{array}{r} 111 \\ 729,925 \\ -123,705 \\ \hline 606,220 \end{array}$$

Directions: Draw a tape diagram to represent each problem. Use numbers to solve, and write your answer as a statement. Check your answers.

2. What number must be added to 13,875 to result in a sum of 25,884?

$$\begin{array}{r} 25,884 \\ -13,875 \\ \hline 12,009 \end{array}$$

12,009 must be added to 13,875 to result in a sum of 25,884.

COMMON CORE Lesson 13: Use place value understanding to decompose to smaller units once using the standard subtraction algorithm, and apply the algorithm to solve word problems using tape diagrams. Date: 6/26/13. engage^{ny} 1.E.10

NYS COMMON CORE MATHEMATICS CURRICULUM Lesson 13 Problem Set 4•1

3. Artist Michelangelo was born on March 6, 1475. Author Mem Fox was born on March 6, 1946. How many years after Michelangelo was born was Mem Fox?

$$\begin{array}{r} 1946 \\ -1475 \\ \hline 471 \end{array}$$

Mem was born 471 years after Michelangelo.

4. During the month of March, 68,025 pounds of king crab were caught. If 15,614 pounds were caught in the first week of March, how many pounds were caught in the rest of the month?

$$\begin{array}{r} 68,025 \\ -15,614 \\ \hline 52,411 \end{array}$$

52,411 pounds of king crabs were caught in the rest of the month.

5. James bought a used car. After driving exactly 9,050 miles, the odometer read 118,064 miles. What was the odometer reading when James bought the car?

$$\begin{array}{r} 118,064 \\ -9,050 \\ \hline 109,014 \end{array}$$

The odometer read 109,014 when James bought the car.

COMMON CORE Lesson 13: Use place value understanding to decompose to smaller units once using the standard subtraction algorithm, and apply the algorithm to solve word problems using tape diagrams. Date: 4/20/13. engage^{ny} 1.E.8

- After we get our top number ready to subtract, do we have to subtract in order from right to left?
- When do we need to unbundle to subtract?
- What are the benefits to modeling subtraction using place value disks?
- Why must the units line up when subtracting? How might our answer change if the digits were not aligned?
- What happens when there is a zero in the top number of a subtraction problem?
- What happens when there is a zero in the bottom number of a subtraction problem?
- When you are completing word problems, how can you tell that you need to subtract?

Exit Ticket (3 minutes)

After the Student Debrief, instruct students to complete the Exit Ticket. A review of their work will help you assess the students' understanding of the concepts that were presented in the lesson today and plan more effectively for future lessons. You may read the questions aloud to the students.

Name _____

Date _____

1. Use the standard algorithm to solve the following subtraction problems.

$$\begin{array}{r} \text{a. } 7,525 \\ - 3,502 \\ \hline \end{array}$$

$$\begin{array}{r} \text{b. } 17,525 \\ - 13,502 \\ \hline \end{array}$$

$$\begin{array}{r} \text{c. } 6,625 \\ - 4,417 \\ \hline \end{array}$$

$$\begin{array}{r} \text{d. } 4,625 \\ - 435 \\ \hline \end{array}$$

$$\begin{array}{r} \text{e. } 6,500 \\ - 470 \\ \hline \end{array}$$

$$\begin{array}{r} \text{f. } 6,025 \\ - 3,502 \\ \hline \end{array}$$

$$\begin{array}{r} \text{g. } 23,640 \\ - 14,630 \\ \hline \end{array}$$

$$\begin{array}{r} \text{h. } 431,925 \\ - 204,815 \\ \hline \end{array}$$

$$\begin{array}{r} \text{i. } 219,925 \\ - 121,705 \\ \hline \end{array}$$

Draw a tape diagram to represent each problem. Use numbers to solve, and write your answer as a statement. Check your answers.

2. What number must be added to 13,875 to result in a sum of 25,884?

3. Artist Michelangelo was born on March 6, 1475. Author Mem Fox was born on March 6, 1946. How many years after Michelangelo was born was Mem born?
4. During the month of March, 68,025 pounds of king crab were caught. If 15,614 pounds were caught in the first week of March, how many pounds were caught in the rest of the month?
5. James bought a used car. After driving exactly 9,050 miles, the odometer read 118,064 miles. What was the odometer reading when James bought the car?

Name _____

Date _____

1. Use the standard algorithm to solve the following subtraction problems.

a.
$$\begin{array}{r} 8,512 \\ - 2,501 \\ \hline \end{array}$$

b.
$$\begin{array}{r} 18,042 \\ - 4,122 \\ \hline \end{array}$$

c.
$$\begin{array}{r} 8,072 \\ - 1,561 \\ \hline \end{array}$$

Draw a tape diagram to represent the following problem. Use numbers to solve. Write your answer as a statement. Check your answer.

2. What number must be added to 1,575 to result in a sum of 8,625?

Name _____

Date _____

1. Use the standard algorithm to solve the following subtraction problems.

a.
$$\begin{array}{r} 2,431 \\ - 341 \\ \hline \end{array}$$

b.
$$\begin{array}{r} 422,431 \\ - 14,321 \\ \hline \end{array}$$

c.
$$\begin{array}{r} 422,431 \\ - 92,420 \\ \hline \end{array}$$

d.
$$\begin{array}{r} 422,431 \\ - 392,420 \\ \hline \end{array}$$

e.
$$\begin{array}{r} 982,430 \\ - 92,300 \\ \hline \end{array}$$

f.
$$\begin{array}{r} 243,089 \\ - 137,079 \\ \hline \end{array}$$

g. $2,431 - 920 =$

h. $892,431 - 520,800 =$

2. What number must be added to 14,056 to result in a sum of 38,773?

Draw a tape diagram to model each problem. Use numbers to solve, and write your answers as a statement. Check your answers.

3. An elementary school collected 1,705 bottles for a recycling program. A high school also collected some bottles. Both schools collected 3,627 bottles combined. How many bottles did the high school collect?

4. A computer shop sold \$356,291 worth of computers and accessories. It sold \$43,720 worth of accessories. How much did the computer shop sell in computers?

5. The population of a city is 538,381. In that population, 148,170 are children.
 - a. How many adults live in the city?

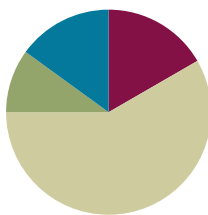
 - b. 186,101 of the adults are males. How many adults are female?

Lesson 14

Objective: Use place value understanding to decompose to smaller units up to three times using the standard subtraction algorithm, and apply the algorithm to solve word problems using tape diagrams.

Suggested Lesson Structure

■ Fluency Practice	(10 minutes)
■ Application Problem	(6 minutes)
■ Concept Development	(35 minutes)
■ Student Debrief	(9 minutes)
Total Time	(60 minutes)



Fluency Practice (10 minutes)

- Base Ten Thousand Units **4.NBT.2** (2 minutes)
- Find the Difference **4.NBT.4** (4 minutes)
- Convert Units **4.MD.1** (4 minutes)

Base Ten Thousand Units (2 minutes)

Materials: (S) Personal white board

Note: This fluency activity helps students work towards mastery of understanding base ten units.

T: (Project 8 ten thousands = ____.) Write the number in standard form.

S: 80,000.

Continue with the following possible sequence: 9 ten thousands, 10 ten thousands, 13 ten thousands, 19 ten thousands, 20 ten thousands, 30 ten thousands, 70 ten thousands, 71 ten thousands, 90 ten thousands, and 100 ten thousands.

Find the Difference (4 minutes)

Materials: (S) Personal white board

Note: This math fluency activity prepares students for understanding the importance of the subtraction algorithm.

T: (Write $735 - 203 = \underline{\quad}$.) Write a subtraction sentence horizontally or vertically.

S: (Write $735 - 203 = 532$.)

Repeat process and sequence for $7,045 - 4,003$; $845 - 18$; $5,725 - 915$; and $34,736 - 2,806$.

Convert Units (4 minutes)

Note: Reviewing the relationship between meters and centimeters learned in Grade 3 helps prepare the students to solve problems with metric measurement and to understand metric measurement's relationship to place value.

T: (Write $1 \text{ m} = \underline{\quad} \text{ cm}$.) How many centimeters are in a meter?

S: $1 \text{ m} = 100 \text{ cm}$.

Repeat process for 2 m , 3 m , 8 m , $8 \text{ m } 50 \text{ cm}$, $7 \text{ m } 50 \text{ cm}$, and $4 \text{ m } 25 \text{ cm}$.

T: (Write $100 \text{ cm} = \underline{\quad} \text{ m}$.) Say the answer.

S: $100 \text{ cm} = 1 \text{ m}$.

T: (Write $150 \text{ cm} = \underline{\quad} \text{ m } \underline{\quad} \text{ cm}$.) Say the answer.

S: $150 \text{ cm} = 1 \text{ m } 50 \text{ cm}$.

Repeat process for 250 cm , 350 cm , 950 cm , and 725 cm .

Application Problem (6 minutes)

In one year, the animal shelter bought 25,460 pounds of dog food. That amount was 10 times the amount of cat food purchased in the month of July. How much cat food was purchased in July?

Extension: If the cats ate 1,462 pounds of the cat food, how much cat food was left?

25,460 is 10 times as many as 2,546.

2,546 pounds of cat food was purchased in the month of July.

Extension:

$$\begin{array}{r} 2,546 \\ - 1,462 \\ \hline 1,084 \end{array}$$

1,084 pounds of cat food was left.

Note: This Application Problem incorporates prior knowledge of 10 times as many with the objective of decomposing to smaller units in order to subtract.

Concept Development (35 minutes)

Materials: (S) Personal white board

Problem 1: Subtract, decomposing twice.

Write $22,397 - 3,745$ vertically on the board.

T: Let's read this subtraction problem together. Watch as I draw a tape diagram labeling the whole, the known part, and the unknown part using a variable, A . Now, it's your turn.

T: Record the problem on your personal white board.

T: Look across the digits. Am I ready to subtract?

S: No!

T: We look across the top number to see if I have enough units in each column. Are there enough ones in the top number to subtract the ones in the bottom number?

S: Yes, 7 ones is greater than 5 ones.

T: Are there enough tens in the top number to subtract the tens in the bottom number?

S: Yes, 9 tens is greater than 4 tens.

T: Are there enough hundreds in the top number to subtract the hundreds in the bottom number?

S: No, 3 hundreds is less than 7 hundreds. We can unbundle 1 thousand as 10 hundreds to make 1 thousand and 13 hundreds. I can subtract the hundreds column now.

T: Watch as I record that. Now, it's your turn to record the change.

T: Are there enough thousands in the top number to subtract the thousands in the bottom number?

S: No, 1 thousand is less than 3 thousands. We can unbundle 1 ten thousand to 10 thousands to make 1 ten thousand and 11 thousands. I can subtract in the thousands column now.

T: Watch as I record. Now, it's your turn to record the change.

T: Are there enough ten thousands in the top number to subtract the ten thousands in the bottom number?

S: Yes.

T: Are we ready to subtract?

S: Yes, we're ready to subtract!

$$\begin{array}{r}
 \overset{10,000}{2}\overset{1,000}{2},\overset{100}{3}\overset{10}{9}\overset{1}{7} \\
 - \quad \quad \quad \overset{100}{3},\overset{10}{7}\overset{1}{4}\overset{1}{5} \\
 \hline
 \end{array}
 \rightarrow
 \begin{array}{r}
 \overset{10,000}{1}\overset{1,000}{8},\overset{100}{6}\overset{10}{5}\overset{1}{2} \\
 - \quad \quad \quad \overset{100}{3},\overset{10}{7}\overset{1}{4}\overset{1}{5} \\
 \hline
 \end{array}$$

T: 7 ones minus 5 ones?

S: 2 ones. (Record 2 in the ones column.)

Continue subtracting across the problem, always naming the units.

T: Say the equation with me.

- S: 22,397 minus 3,745 equals 18,652.
 T: Check your answer using addition.
 S: Our answer is correct because 18,652 plus 3,745 equals 22,397.
 T: What is the value of A in the tape diagram?
 S: A equals 18,652.

Problem 2: Subtract, decomposing three times.

Write $210,290 - 45,720$ vertically on the board.

- T: With your partner, draw a tape diagram to represent the whole, the known part, and the unknown part.
 T: Record the subtraction problem on your board.
 T: Look across the digits. Are we ready to subtract?
 S: No!
 T: Look across the top number's digits to see if we have enough units in each column. Are there enough ones in the top number to subtract the ones in the bottom number? (Point to the zeros in the ones column.)
 S: Yes, 0 equals 0.
 T: We are ready to subtract in the ones column. Are there enough tens in the top number to subtract the tens in the bottom number?
 S: Yes, 9 is greater than 2.
 T: We are ready to subtract in the tens column. Are there enough hundreds in the top number to subtract the hundreds in the bottom number?
 S: No, 2 hundreds is less than 7 hundreds.
 T: There are no thousands to unbundle, so we look to the ten thousands. We can unbundle 1 ten thousand to 10 thousands. Unbundle 10 thousands to make 9 thousands and 12 hundreds. Now we can subtract the hundreds column.

Repeat questioning for the thousands, ten thousands, and hundred thousands place, recording the renaming of units in the problem.

- T: Are we ready to subtract?
 S: Yes, we're ready to subtract!
 T: 0 ones minus 0 ones?
 S: 0 ones.
 T: 9 tens minus 2 tens?
 S: 7 tens.

The image shows three parts of the student's work:

- Tape Diagram:** A rectangle representing 210,290. The bottom-left section is labeled 45,720. The remaining area is labeled A.
- Vertical Subtraction:**

$$\begin{array}{r} \overset{10}{1} \overset{9}{8} \overset{12}{0} \\ 210,290 \\ - 45,720 \\ \hline \end{array}$$
- Final Result:**

$$\begin{array}{r} \overset{10}{1} \overset{9}{8} \overset{12}{0} \\ 210,290 \\ - 45,720 \\ \hline 164,570 \end{array}$$

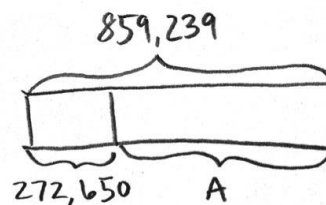
Have partners continue using the algorithm, reminding them to work right to left, always naming the units.

- T: Read the equation to your partner and complete your tape diagram by labeling the variable.
 S: $210,290$ minus $45,720$ is $164,570$. ($A = 164,570$)

Problem 3: Use the subtraction algorithm to solve a word problem, modeled with a tape diagram, decomposing units 3 times.

Bryce needed to purchase a large order of computer supplies for his company. He was allowed to spend \$859,239 on computers. However, he ended up only spending \$272,650. How much money was left?

- T: Read the problem with me. Tell your partner the information we know.
- S: We know he can spend \$859,239, and we know he only spent \$272,650.
- T: Draw a tape diagram to represent the information in the problem. Label the whole, the known part, and the unknown part using a variable.
- T: Tell me the problem we must solve, and write it on your board.
- S: $\$859,239 - \$272,650$.
- T: Work with your partner to move across the digits. Are there enough in each column to subtract? Regroup when needed. Then ask, "Are we ready to subtract?" before you begin subtracting. Use the standard algorithm.
- S: $\$859,239 - \$272,650 = \$586,589$.
- T: Say your answer as a statement.
- S: \$586,589 was left.



$$\begin{array}{r} 7158 \overset{11}{\times} 13 \\ 859,889 \\ - 272,650 \\ \hline 586,589 \end{array}$$

Problem Set (10 minutes)

Students should do their personal best to complete the Problem Set within the allotted 10 minutes. For some classes, it may be appropriate to modify the assignment by specifying which problems they work on first. Some problems do not specify a method for solving. Students should solve these problems using the RDW approach used for Application Problems.

Student Debrief (9 minutes)

Lesson Objective: Use place value understanding to decompose to smaller units up to three times using the standard subtraction algorithm, and apply the algorithm to solve word problems using tape diagrams.

The Student Debrief is intended to invite reflection and active processing of the total lesson experience.

Invite students to review their solutions for the Problem Set. They should check work by comparing answers

NYS COMMON CORE MATHEMATICS CURRICULUM Lesson 14 Problem Set 4•1

Name Jack Date _____

1. Use the standard algorithm to solve the following subtraction problems.

a. $\begin{array}{r} 2,460 \\ -1,370 \\ \hline 1,090 \end{array}$ b. $\begin{array}{r} 135 \\ 2,460 \\ -1,470 \\ \hline 990 \end{array}$ c. $\begin{array}{r} 848 \\ 97,684 \\ -49,700 \\ \hline 47,984 \end{array}$

d. $\begin{array}{r} 135 \\ 2,460 \\ -1,472 \\ \hline 988 \end{array}$ e. $\begin{array}{r} 135 \\ 2,460 \\ -31,117 \\ \hline 93,189 \end{array}$ f. $\begin{array}{r} 135 \\ 97,684 \\ -4,709 \\ \hline 92,979 \end{array}$

g. $\begin{array}{r} 135 \\ 124,006 \\ -121,117 \\ \hline 2,889 \end{array}$ h. $\begin{array}{r} 135 \\ 97,684 \\ -47,705 \\ \hline 49,979 \end{array}$ i. $\begin{array}{r} 135 \\ 124,006 \\ -31,117 \\ \hline 92,889 \end{array}$

Directions: Draw a tape diagram to represent each problem. Use numbers to solve, and write your answer as a statement. Check your answers.

2. There are 86,400 seconds in one day. If Mr. Liegel is at work for 28,800 seconds a day, how many seconds a day is he away from work?

$\begin{array}{r} 86,400 \\ -28,800 \\ \hline 57,600 \end{array}$ *Mr. Liegel is away from work 57,600 seconds.*

check
 $\begin{array}{r} 57,600 \\ +28,800 \\ \hline 86,400 \end{array}$

COMMON CORE Lesson 14: Use place value understanding to decompose to smaller units up to three times using the standard subtraction algorithm, and apply the algorithm to solve word problems using tape diagrams. engage^{ny} 1.E.7

© 2012 Common Core, Inc. All rights reserved. commoncore.org 4/20/13

with a partner before going over answers as a class. Look for misconceptions or misunderstandings that can be addressed in the Debrief. Guide students in a conversation to debrief the Problem Set and process the lesson.

You may choose to use any combination of the questions below to lead the discussion.

- What pattern did you notice between Problem 1(a) and (b)?
- Explain to your partner how to solve Problem 1(e). How can you make more ones when there aren't any tens from which to regroup?
- How was setting up the problem to complete Problem 4 different from setting up the other problems? What did you need to be sure to do? Why?
- How is the complexity of this lesson different from the complexity of Lesson 13?
- In which column can you begin subtracting when you are ready to subtract? (Any column.)
- You are using a variable, or a letter, to represent the unknown in each tape diagram. Tell your partner how you determine what variable to use and how it helps you to solve the problem.
- How can you check a subtraction problem?

NYS COMMON CORE MATHEMATICS CURRICULUM Lesson 14 Problem Set 4•1

3. A newspaper company delivered 240,900 newspapers before 6 a.m. on Sunday. There were a total of 525,600 newspapers to deliver. How many more newspapers needed to be delivered on Sunday?

525,600
240,900 n

$$\begin{array}{r} 525,600 \\ - 240,900 \\ \hline 284,700 \end{array}$$

284,700 more newspapers needed to be delivered on Sunday.

4. A theater holds a total of 2,013 chairs. 197 chairs are in the VIP section. How many chairs are not in the VIP section?

2,013
197 c

$$\begin{array}{r} 2,013 \\ - 197 \\ \hline 1,816 \end{array}$$

1,816 chairs are not in the VIP section.

5. Chuck's mom spent \$19,155 on a new car. She had \$30,064 in her bank account. How much money does Chuck's mom have after buying the car?

30,064
19,155 m

$$\begin{array}{r} 30,064 \\ - 19,155 \\ \hline 10,909 \end{array}$$

Chuck's mom has \$10,909 after buying the car.

COMMON CORE Lesson 14: Use place value understanding to decompose to smaller units up to three times using the standard subtraction algorithm, and apply the algorithm to solve word problems using tape diagrams. engage^{ny} 1.E.8
Date: 4/20/13

Exit Ticket (3 minutes)

After the Student Debrief, instruct students to complete the Exit Ticket. A review of their work will help you assess the students' understanding of the concepts that were presented in the lesson today and plan more effectively for future lessons. You may read the questions aloud to the students.

Name _____

Date _____

1. Use the standard algorithm to solve the following subtraction problems.

$$\begin{array}{r} \text{a.} \quad 2,460 \\ - 1,370 \\ \hline \end{array}$$

$$\begin{array}{r} \text{b.} \quad 2,460 \\ - 1,470 \\ \hline \end{array}$$

$$\begin{array}{r} \text{c.} \quad 97,684 \\ - 49,700 \\ \hline \end{array}$$

$$\begin{array}{r} \text{d.} \quad 2,460 \\ - 1,472 \\ \hline \end{array}$$

$$\begin{array}{r} \text{e.} \quad 124,306 \\ - 31,117 \\ \hline \end{array}$$

$$\begin{array}{r} \text{f.} \quad 97,684 \\ - 4,705 \\ \hline \end{array}$$

$$\begin{array}{r} \text{g.} \quad 124,006 \\ - 121,117 \\ \hline \end{array}$$

$$\begin{array}{r} \text{h.} \quad 97,684 \\ - 47,705 \\ \hline \end{array}$$

$$\begin{array}{r} \text{i.} \quad 124,060 \\ - 31,117 \\ \hline \end{array}$$

Draw a tape diagram to represent each problem. Use numbers to solve, and write your answer as a statement. Check your answers.

2. There are 86,400 seconds in one day. If Mr. Liegel is at work for 28,800 seconds a day, how many seconds a day is he away from work?

3. A newspaper company delivered 240,900 newspapers before 6 a.m. on Sunday. There were a total of 525,600 newspapers to deliver. How many more newspapers needed to be delivered on Sunday?
4. A theater holds a total of 2,013 chairs. 197 chairs are in the VIP section. How many chairs are not in the VIP section?
5. Chuck's mom spent \$19,155 on a new car. She had \$30,064 in her bank account. How much money does Chuck's mom have after buying the car?

Name _____

Date _____

Use the standard algorithm to solve the following subtraction problems.

1.
$$\begin{array}{r} 19,350 \\ - 5,761 \\ \hline \end{array}$$

2. $32,010 - 2,546$

Draw a tape diagram to represent the following problem. Use numbers to solve, and write your answer as a statement. Check your answer.

3. A doughnut shop sold 1,232 doughnuts in one day. If they sold 876 doughnuts in the morning, how many doughnuts were sold during the rest of the day?

Name _____

Date _____

1. Use the standard algorithm to solve the following subtraction problems.

$$\begin{array}{r} \text{a. } 71,989 \\ - 21,492 \\ \hline \end{array}$$

$$\begin{array}{r} \text{b. } 371,989 \\ - 96,492 \\ \hline \end{array}$$

$$\begin{array}{r} \text{c. } 371,089 \\ - 25,192 \\ \hline \end{array}$$

$$\begin{array}{r} \text{d. } 879,989 \\ - 721,492 \\ \hline \end{array}$$

$$\begin{array}{r} \text{e. } 879,009 \\ - 788,492 \\ \hline \end{array}$$

$$\begin{array}{r} \text{f. } 879,989 \\ - 21,070 \\ \hline \end{array}$$

$$\begin{array}{r} \text{g. } 879,000 \\ - 21,989 \\ \hline \end{array}$$

$$\begin{array}{r} \text{h. } 279,389 \\ - 191,492 \\ \hline \end{array}$$

$$\begin{array}{r} \text{i. } 500,989 \\ - 242,000 \\ \hline \end{array}$$

Draw a tape diagram to represent each problem. Use numbers to solve, and write your answer as a statement. Check your answers.

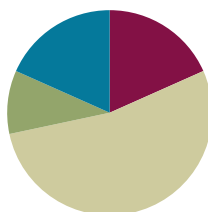
2. Jason ordered 239,021 pounds of flour to be used in his 25 bakeries. The company delivering the flour showed up with 451,202 pounds. How many extra pounds of flour were delivered?
3. In May, the New York Public Library had 124,061 books checked out. Of those books, 31,117 were mystery books. How many of the books checked out were not mystery books?
4. A Class A dump truck can haul 239,000 pounds of dirt. A Class C dump truck can haul 600,200 pounds of dirt. How many more pounds can a Class C truck haul than a Class A truck?

Lesson 15

Objective: Use place value understanding to fluently decompose to smaller units multiple times in any place using the standard subtraction algorithm, and apply the algorithm to solve word problems using tape diagrams.

Suggested Lesson Structure

■ Fluency Practice	(11 minutes)
■ Application Problem	(6 minutes)
■ Concept Development	(32 minutes)
■ Student Debrief	(11 minutes)
Total Time	(60 minutes)



Fluency Practice (11 minutes)

- Place Value **4.NBT.2** (3 minutes)
- Find the Difference **4.NBT.4** (4 minutes)
- Convert Units **4.MD.1** (4 minutes)

Place Value (3 minutes)

Materials: (T) Personal white board

Note: Practicing these skills in isolation helps lay a foundation for conceptually understanding this lesson's content.

- T: (Write 4,598.) Say the number.
 S: 4,598.
 T: What digit is in the tens place?
 S: 9.
 T: (Underline 9.) What's the value of the 9?
 S: 90.
 T: State the value of the digit 4.
 S: 4,000.
 T: 5?
 S: 500.

Repeat using the following possible sequence: 69,708; 398,504; and 853,967.

Find the Difference (4 minutes)

Materials: (S) Personal white board

Note: This math fluency activity prepares students for understanding the importance of the subtraction algorithm.

T: (Write $846 - 304 = \underline{\hspace{2cm}}$.) Write a subtraction sentence horizontally or vertically.

S: (Write $846 - 304 = 542$.)

Repeat process and sequence for $8,056 - 5,004$; $935 - 17$; $4,625 - 815$; and $45,836 - 2,906$.

Convert Units (4 minutes)

Note: This material is review of Grade 2 and Grade 3 and helps prepare students to solve problems with meters and centimeters in G4–M2–Topic A.

Materials: (S) Personal white board

T: Count by 20 centimeters. When you get to 100 centimeters, say 1 meter. When you get to 200 centimeters, say 2 meters.

S: 20 cm, 40 cm, 60 cm, 80 cm, 1 m, 120 cm, 140 cm, 160 cm, 180 cm, 2 m.

Repeat process, this time pulling out the meter (e.g., 1 m 20 cm, 1 m 40 cm, etc.).

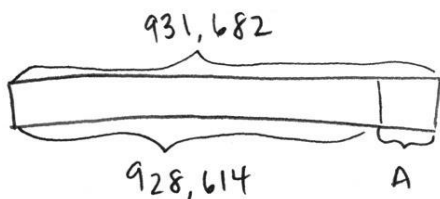
T: (Write $130 \text{ cm} = \underline{\hspace{1cm}} \text{ m } \underline{\hspace{1cm}} \text{ cm}$.) On your personal white boards, fill in the blanks.

S: (Write $130 \text{ cm} = 1 \text{ m } 30 \text{ cm}$.)

Repeat process for 103 cm, 175 cm, 345 cm, and 708 cm for composing to meters.

Application Problem (6 minutes)

When the amusement park opened, the number on the counter at the gate read 928,614. At the end of the day, the counter read 931,682. How many people went through the gate that day?



$$\begin{array}{r} 211 \quad 712 \\ 931,682 \\ - 928,614 \\ \hline 3,068 \end{array}$$

3,068 people went through the gate that day.

Note: At times, we ask students to use a specific strategy, and at other times, we see what they do independently. This question engages students in **MP.5** by leaving open the solution path.

Concept Development (32 minutes)

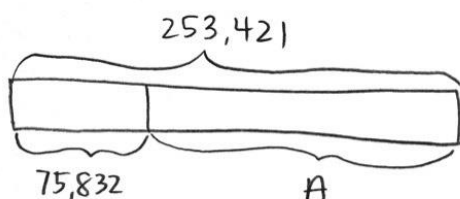
Materials: (T) Millions place value chart (Lesson 11) (S) Personal white board, millions place value chart (Lesson 11 Template)

Problem 1: Regroup units 5 times to subtract.

Write $253,421 - 75,832$ vertically on the board.

T: Say this problem with me.

T: Work with your partner to draw a tape diagram representing this problem.



$$\begin{array}{r}
 \overset{14}{1} \overset{12}{4} \overset{13}{2} \overset{11}{1} \\
 253,421 \\
 - 75,832 \\
 \hline
 177,589
 \end{array}$$

T: What is the whole amount?

S: 253,421.

T: What is the part?

S: 75,832.

T: Look across the top number, 253,421, to see if we have enough units in each column to subtract 75,832. Are we ready to subtract?

S: No!

T: Are there enough ones in the top number to subtract the ones in the bottom number? (Point to the 1 and 2 in the ones column.)

S: No, 1 one is less than 2 ones.

T: What should we do?

S: Change 1 ten for 10 ones. That means you have 1 ten and 11 ones.

T: Are there enough tens in the top number to subtract the tens in the bottom number? (Point to tens column.)

S: No, 1 ten is less than 3 tens.

T: What should we do?

S: Change 1 hundred for 10 tens. You have 3 hundreds and 11 tens.

T: The tens column is ready to subtract.



NOTES ON MULTIPLE MEANS OF ENGAGEMENT:

Students of all abilities will benefit from using addition to check subtraction. Students should see that if the sum does not match the whole, the subtraction (or calculation) is faulty. They must subtract again and then check with addition. Challenge students to think about how they use this check strategy in everyday life. We use it all of the time when we add up to another number.

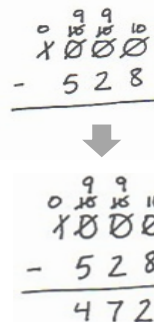
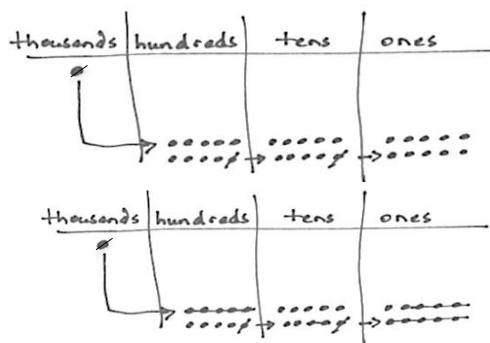
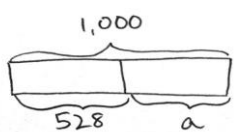
Have partners continue questioning if there are enough units to subtract in each column, regrouping where needed.

- T: Are we ready to subtract?
- S: Yes, we're ready to subtract!
- T: Go ahead and subtract. State the difference to your partner. Label the unknown part in your tape diagram.
- S: The difference between 253,421 and 75,832 is 177,589. (Label $A = 177,589$.)
- T: Add the difference to the part you knew to see if your answer is correct.
- S: It is. The sum of the parts is 253,421.

Problem 2: Decompose numbers from 1 thousand and 1 million into smaller units to subtract, modeled with place value disks.

Write $1,000 - 528$ vertically on the board.

- T: With your partner, read this problem and draw a tape diagram. Label what you know and the unknown.



MP.6

- T: Record the problem on your personal white board.
- T: Look across the units in the top number. Are we ready to subtract?
- S: No!
- T: Are there enough ones in the top number to subtract the ones in the bottom number? (Point to 0 and 8 in the ones column.)
- S: No. 0 ones is less than 8 ones.
- T: I need to ungroup 1 unit from the tens. What do you notice?
- S: There are no tens to ungroup.
- T: We can look to the hundreds. (There are no hundreds to ungroup either.)
- T: In order to get 10 ones, we need to regroup 1 thousand. Watch as I represent the ungrouping in my subtraction problem. (Model using place value disks and rename units in the problem simultaneously.) Now it's your turn.



**NOTES ON
MULTIPLE MEANS
OF ACTION AND
EXPRESSION:**

Encourage students who notice a pattern of repeated nines when subtracting across multiple zeros to express this pattern in writing. Allow students to identify why this happens using manipulatives and/or in writing. Allow students to slowly transition into recording this particular unbundling across zeros as nines as they become fluent with using the algorithm.

T: Are we ready to subtract?

S: Yes, we're ready to subtract!

T: Solve for 9 hundreds 9 tens 10 ones minus 5 hundreds 2 tens 8 ones.

S: $1,000 - 528$ is 472.

T: Check our answer.

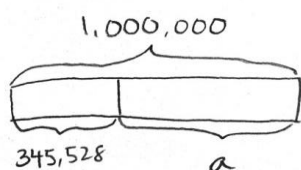
S: The sum of 472 and 528 is 1000.

$$\begin{array}{r} 0 \ 9 \ 9 \ 10 \\ \cancel{1} \cancel{0} \cancel{0} \cancel{0} \\ - \ 5 \ 2 \ 8 \\ \hline 4 \ 7 \ 2 \end{array}$$

Write $1,000,000 - 345,528$ vertically on the board.

T: Read this problem, and draw a tape diagram to represent the subtraction problem.

T: Record the subtraction problem on your board.



$$\begin{array}{r} 9 \ 9 \ 9 \ 9 \ 9 \\ 0 \ 10 \ 10 \ 10 \ 10 \\ \cancel{1}, \cancel{0} \cancel{0} \cancel{0}, \cancel{0} \cancel{0} \cancel{0} \\ - \ 3 \ 4 \ 5, \ 5 \ 2 \ 8 \\ \hline 6 \ 5 \ 4, \ 4 \ 7 \ 2 \end{array}$$

or

$$\begin{array}{r} 0 \ 9 \ 9 \ 9 \ 9 \ 10 \\ \cancel{1}, \cancel{0} \cancel{0} \cancel{0}, \cancel{0} \cancel{0} \cancel{0} \\ - \ 3 \ 4 \ 5, \ 5 \ 2 \ 8 \\ \hline 6 \ 5 \ 4, \ 4 \ 7 \ 2 \end{array}$$

T: What do you notice when you look across the top number?

S: There are a lot more zeros. → We will have to regroup 6 times. → We are not ready to subtract. We will have to regroup 1 million to solve the problem.

T: Work with your partner to get 1,000,000 ready to subtract. Rename your units in the subtraction problem.

S: 9 hundred thousands 9 ten thousands 9 thousands 9 hundreds 9 tens 10 ones. We are ready to subtract!

S: $1,000,000$ minus $345,528$ equals $654,472$.

T: To check your answer, add the parts to see if you get the correct whole amount.

S: We did! We got one million when we added the parts.

Problem 3: Solve a word problem, decomposing units multiple times.

Last year, there were 620,073 people in attendance at a local parade. This year, there were 456,795 people in attendance. How many more people were in attendance last year?

T: Read with me.

T: Represent this information in a tape diagram.

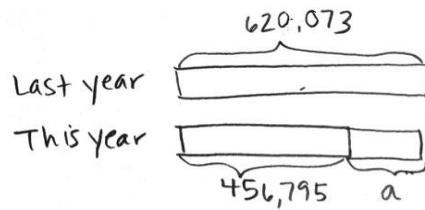
T: Work with your partner to write a subtraction problem using the information in the tape diagram.

T: Look across the units in the top number. Are you ready to subtract?

S: No, I do not have enough ones in the top number. I need to unbundle 1 ten to make 10 ones. Then I have 6 tens and 13 ones.

T: Continue to check if you are ready to subtract in each column. When you are ready to subtract, solve.

S: $620,073$ minus $456,795$ equals $163,278$. There were 163,278 more people in attendance last year.



$$\begin{array}{r}
 620,073 \\
 - 456,795 \\
 \hline
 163,278
 \end{array}$$

Problem Set (10 minutes)

Students should do their personal best to complete the Problem Set within the allotted 10 minutes. For some classes, it may be appropriate to modify the assignment by specifying which problems they work on first. Some problems do not specify a method for solving. Students should solve these problems using the RDW approach used for Application Problems.

Student Debrief (11 minutes)

Lesson Objective: Use place value understanding to fluently decompose to smaller units multiple times in any place using the standard subtraction algorithm, and apply the algorithm to solve word problems using tape diagrams.

The Student Debrief is intended to invite reflection and active processing of the total lesson experience.

Invite students to review their solutions for the Problem Set. They should check work by comparing answers with a partner before going over answers as a class. Look for misconceptions or misunderstandings that can be addressed in the Debrief. Guide students in a conversation to debrief the Problem Set and process the lesson. You may choose to use any combination of the questions below to lead the discussion.

- Problems 1(e) and (f) were similar. Did anyone notice a pattern that could be used to solve these problems?
- How did your tape diagrams differ in Problems 2, 3, and 4?
- How do you know when you are ready to subtract across the problem?
- How can you check your answer when subtracting?
- Is there a number that you can subtract from 1,000,000 without decomposing across to the ones (other than 1,000,000)? 100,000? 10,000?

NYS COMMON CORE MATHEMATICS CURRICULUM Lesson 15 Problem Set 4•1

Name: Jack Date: _____

1. Directions: Use the standard subtraction algorithm to solve the problems below.

a.
$$\begin{array}{r}
 915 \\
 - 910 \\
 \hline
 5
 \end{array}$$

b.
$$\begin{array}{r}
 915 \\
 - 910 \\
 \hline
 5
 \end{array}$$

c.
$$\begin{array}{r}
 1311 \\
 - 442 \\
 \hline
 869
 \end{array}$$

d.
$$\begin{array}{r}
 1311 \\
 - 442 \\
 \hline
 869
 \end{array}$$

e.
$$\begin{array}{r}
 1,000,000 \\
 - 592,000 \\
 \hline
 408,000
 \end{array}$$

f.
$$\begin{array}{r}
 1,000,000 \\
 - 592,500 \\
 \hline
 407,500
 \end{array}$$

g.
$$\begin{array}{r}
 592,569 \\
 - 428,891 \\
 \hline
 163,678
 \end{array}$$

h.
$$\begin{array}{r}
 592,569 \\
 - 428,891 \\
 \hline
 163,678
 \end{array}$$

COMMON CORE Lesson 15: Use place value understanding to fluently decompose to smaller units multiple times in any place using the standard subtraction algorithm, and apply the algorithm to solve word problems using tape diagrams. 4/7/13

engage^{ny} 1.E.8

- How can decomposing multiple times be challenging?
- How does the tape diagram help you determine which operation to use to find the answer?

Exit Ticket (3 minutes)

After the Student Debrief, instruct students to complete the Exit Ticket. A review of their work will help you assess the students' understanding of the concepts that were presented in the lesson today and plan more effectively for future lessons. You may read the questions aloud to the students.

NYS COMMON CORE MATHEMATICS CURRICULUM Lesson 15 Problem Set 4•1

Directions: Use tape diagrams and the standard algorithm to solve the problems below. Check your answers.

2. David is flying from Hong Kong to Buenos Aires. The total flight distance is 11,472 miles. If the plane has 7,793 miles left to travel, how far has it already traveled?

Handwritten work for problem 2:

Tape diagram: A bar representing 11,472 is divided into two sections. The left section is labeled 7,793 and the right section is labeled m.

Standard algorithm:

$$\begin{array}{r} 11,472 \\ - 7,793 \\ \hline 3,679 \end{array}$$

Check:

$$\begin{array}{r} 7,793 \\ + 3,679 \\ \hline 11,472 \end{array}$$

The plane has already traveled 3,679 miles.

3. Tank A holds 678,500 gallons of water. Tank B holds 905,867 gallons of water. How much less water does Tank A hold than Tank B?

Handwritten work for problem 3:

Tape diagram: A bar representing 905,867 is divided into two sections. The left section is labeled 678,500 and the right section is labeled g.

Standard algorithm:

$$\begin{array}{r} 905,867 \\ - 678,500 \\ \hline 227,367 \end{array}$$

Check:

$$\begin{array}{r} 678,500 \\ + 227,367 \\ \hline 905,867 \end{array}$$

Tank A holds 227,367 less gallons of water than Tank B.

4. Mark had \$25,081 in his bank account on Thursday. On Friday, he added his paycheck to the bank account, and he then had \$26,010 in the account. What was the amount of Mark's paycheck?

Handwritten work for problem 4:

Tape diagram: A bar representing 26,010 is divided into two sections. The left section is labeled 25,081 and the right section is labeled m.

Standard algorithm:

$$\begin{array}{r} 26,010 \\ - 25,081 \\ \hline 929 \end{array}$$

Check:

$$\begin{array}{r} 25,081 \\ + 929 \\ \hline 26,010 \end{array}$$

Mark's paycheck was for \$929.

COMMON CORE Lesson 15: Use place value understanding to fluently decompose to smaller units multiple times in any place using the standard subtraction algorithm, and apply the algorithm to solve word problems using tape diagrams. engage^{ny} 1.E.9

Date: 4/20/13

Name _____ Date _____

1. Use the standard subtraction algorithm to solve the problems below.

$$\begin{array}{r} \text{a.} \quad 1 \ 0 \ 1, \ 6 \ 6 \ 0 \\ - \quad 9 \ 1, \ 6 \ 8 \ 0 \\ \hline \end{array}$$

$$\begin{array}{r} \text{b.} \quad 1 \ 0 \ 1, \ 6 \ 6 \ 0 \\ - \quad \quad 9, \ 9 \ 8 \ 0 \\ \hline \end{array}$$

$$\begin{array}{r} \text{c.} \quad 2 \ 4 \ 2, \ 5 \ 6 \ 1 \\ - \quad 4 \ 4, \ 7 \ 0 \ 2 \\ \hline \end{array}$$

$$\begin{array}{r} \text{d.} \quad 2 \ 4 \ 2, \ 5 \ 6 \ 1 \\ - \quad 7 \ 4, \ 9 \ 8 \ 7 \\ \hline \end{array}$$

$$\begin{array}{r} \text{e.} \quad 1, \ 0 \ 0 \ 0, \ 0 \ 0 \ 0 \\ - \quad 5 \ 9 \ 2, \ 0 \ 0 \ 0 \\ \hline \end{array}$$

$$\begin{array}{r} \text{f.} \quad 1, \ 0 \ 0 \ 0, \ 0 \ 0 \ 0 \\ - \quad 5 \ 9 \ 2, \ 5 \ 0 \ 0 \\ \hline \end{array}$$

$$\begin{array}{r} \text{g.} \quad 6 \ 0 \ 0, \ 6 \ 5 \ 8 \\ - \quad 5 \ 9 \ 2, \ 5 \ 6 \ 9 \\ \hline \end{array}$$

$$\begin{array}{r} \text{h.} \quad 6 \ 0 \ 0, \ 0 \ 0 \ 0 \\ - \quad 5 \ 9 \ 2, \ 5 \ 6 \ 9 \\ \hline \end{array}$$

Name _____ Date _____

Draw a tape diagram to model each problem and solve.

1. $956,204 - 780,169 =$ _____

2. A construction company was building a stone wall on Main Street. 100,000 stones were delivered to the site. On Monday, they used 15,631 stones. How many stones remain for the rest of the week? Write your answer as a statement.

Name _____ Date _____

1. Use the standard subtraction algorithm to solve the problems below.

$$\begin{array}{r} \text{a.} \quad 9,656 \\ - \quad 838 \\ \hline \end{array}$$

$$\begin{array}{r} \text{b.} \quad 59,656 \\ - \quad 5,880 \\ \hline \end{array}$$

$$\begin{array}{r} \text{c.} \quad 759,656 \\ - \quad 579,989 \\ \hline \end{array}$$

$$\begin{array}{r} \text{d.} \quad 294,150 \\ - \quad 166,370 \\ \hline \end{array}$$

$$\begin{array}{r} \text{e.} \quad 294,150 \\ - \quad 239,089 \\ \hline \end{array}$$

$$\begin{array}{r} \text{f.} \quad 294,150 \\ - \quad 96,400 \\ \hline \end{array}$$

$$\begin{array}{r} \text{g.} \quad 800,500 \\ - \quad 79,989 \\ \hline \end{array}$$

$$\begin{array}{r} \text{h.} \quad 800,500 \\ - \quad 45,500 \\ \hline \end{array}$$

$$\begin{array}{r} \text{i.} \quad 800,500 \\ - \quad 276,664 \\ \hline \end{array}$$

Use tape diagrams and the standard algorithm to solve the problems below. Check your answers.

2. A fishing boat was out to sea for 6 months and traveled a total of 8,578 miles. In the first month, the boat traveled 659 miles. How many miles did the fishing boat travel during the remaining 5 months?

3. A national monument had 160,747 visitors during the first week of September. A total of 759,656 people visited the monument in September. How many people visited the monument in September after the first week?

4. Shadow Software Company earned a total of \$800,000 selling programs during the year 2012. \$125,300 of that amount was used to pay expenses of the company. How much profit did Shadow Software Company make in the year 2012?

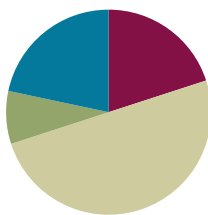
5. At the local aquarium, Bubba the Seal ate 25,634 grams of fish during the week. If, on the first day of the week, he ate 6,987 grams of fish, how many grams of fish did he eat during the remainder of the week?

Lesson 16

Objective: Solve two-step word problems using the standard subtraction algorithm fluently modeled with tape diagrams, and assess the reasonableness of answers using rounding.

Suggested Lesson Structure

■ Fluency Practice	(12 minutes)
■ Application Problem	(5 minutes)
■ Concept Development	(30 minutes)
■ Student Debrief	(13 minutes)
Total Time	(60 minutes)



Fluency Practice (12 minutes)

- Sprint: Convert Meters and Centimeters to Centimeters **4.MD.1** (8 minutes)
- Compare Numbers **4.NBT.2** (4 minutes)

Sprint: Convert Meters and Centimeters to Centimeters (8 minutes)

Materials: (S) Convert Meters and Centimeters to Centimeters Sprint

Note: Reviewing unit conversions that were learned in Grade 3 helps to prepare the students to solve problems with meters and centimeters in Module 2, Topic A.

Compare Numbers (4 minutes)

Materials: (S) Personal white board

Note: Reviewing this concept helps students work towards mastery of comparing numbers.

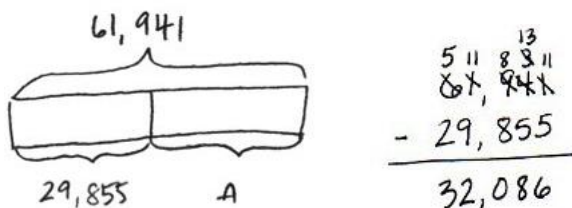
T: (Project 342,006 _____ 94,983.) On your personal white boards, compare the numbers by writing the greater than, less than, or equal symbol.

S: (Write $342,006 > 94,893$.)

Repeat with the following possible sequence: 7 thousands 5 hundreds 8 tens _____ 6 ten thousands 5 hundreds 8 ones, and 9 hundred thousands 8 thousands 9 hundreds 3 tens _____ 807,820.

Application Problem (5 minutes)

For the weekend basketball playoffs, a total of 61,941 tickets were sold. 29,855 tickets were sold for Saturday's games. The rest of the tickets were sold for Sunday's games. How many tickets were sold for Sunday's games?



32,086 tickets were sold for Sunday's games.

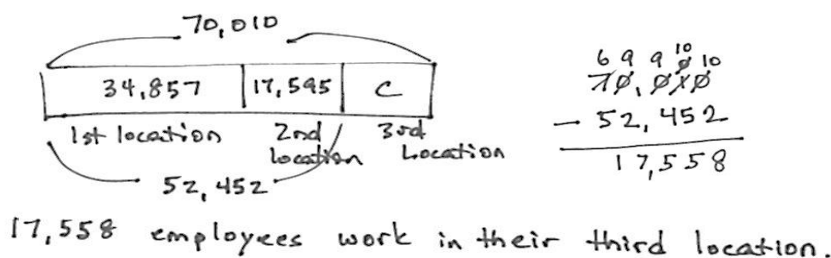
Note: This Application Problem reviews content from the prior lesson of using the subtraction algorithm with multiple regroupings.

Concept Development (30 minutes)

Materials: (S) Personal white board

Problem 1: Solve a two-step word problem, modeled with a tape diagram, assessing reasonableness of the answer using rounding.

A company has 3 locations with 70,010 employees altogether. The first location has 34,857 employees. The second location has 17,595 employees. How many employees work in the third location?



17,558 employees work in their third location.

- T: Read with me. Take 2 minutes to draw and label a tape diagram. (Circulate and encourage the students: "Can you draw something?" "What can you draw?")
- T: (After 2 minutes.) Tell your partner what you understand and what you still don't understand.
- S: We know the total number of employees and the employees at the first and second locations. We don't know how many employees are at the third location.

- T: Use your tape diagram to estimate the number of employees at the third location. Explain your reasoning to your partner.
- S: I rounded the number of employees.
 $30,000 + 20,000 = 50,000$, and I know that the total number of employees is about 70,000. That means that there would be about 20,000 employees at the third location.
- T: Now, find the precise answer. Work with your partner to do so. (Give students time to work.)
- T: Label the unknown part on your diagram, and make a statement of the solution.
- S: There are 17,558 employees at the third location.
- T: Is your answer reasonable?
- S: Yes, because 17,558 rounded to the nearest ten thousand is 20,000, and that was our estimate.



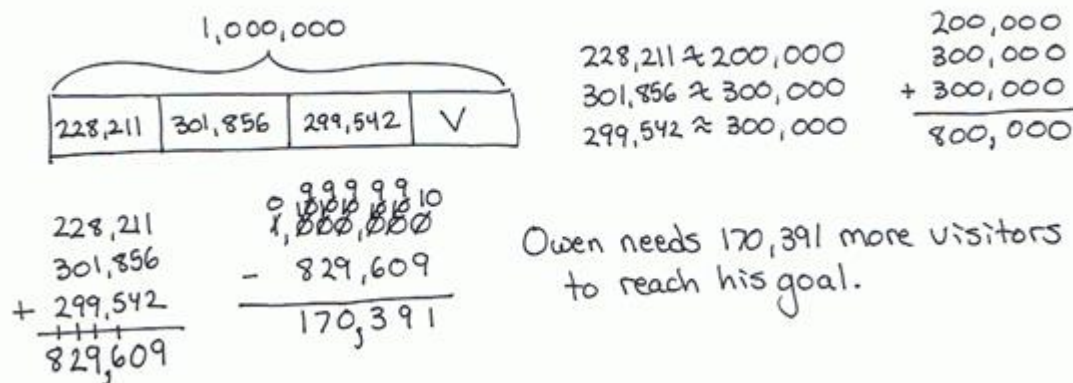
NOTES ON MULTIPLE MEANS OF ACTION AND EXPRESSION:

Students working below grade level may not consider whether their answer makes sense. Guide students to choose the sensible operation and check their answers. Encourage students to reread the problem after solving and to ask themselves, “Does my answer make sense?” If not, ask, “What else can I try?”

Problem 2: Solve two-step word problems, modeled with a tape diagram, assessing reasonableness of the answer using rounding.

Owen’s goal is to have 1 million people visit his new website within the first four months of it being launched. Below is a chart showing the number of visitors each month. How many more visitors does he need in Month 4 to reach his goal?

Month	Month 1	Month 2	Month 3	Month 4
Visitors	228,211	301,856	299,542	



- T: With your partner, draw a tape diagram. Tell your partner your strategy for solving this problem.
- S: We can find the sum of the number of visitors during the first 3 months. Then, we subtract that from 1 million to find how many more visitors are needed to reach his goal.
- T: Make an estimate for the number of visitors in Month 4. Explain your reasoning to your partner.

- S: I can round to the nearest hundred thousand and estimate. Owen will need about 200,000 visitors to reach his goal. → I rounded to the nearest ten thousand to get a closer estimate of 170,000 visitors.
- T: Find the total for the first 3 months. What is the precise sum?
- S: 829,609.
- T: Compare the actual and estimated solutions. Is your answer reasonable?
- S: Yes, because our estimate of 200,000 is near 170,391. → Rounded to the nearest hundred thousand, 170,391 is 200,000. → 170,391 rounded to the nearest ten thousand is 170,000 which was also our estimate, so our solution is reasonable.



NOTES ON MULTIPLE MEANS OF ENGAGEMENT:

Challenge students working above grade level to expand their thinking and to figure out another way to solve the two-step problem. Is there another strategy that would work?

Problem 3: Solve a two-step, *compare with smaller unknown* word problem.

There were 12,345 people at a concert on Saturday night. On Sunday night, there were 1,795 fewer people at the concert than on Saturday night. How many people attended the concert on both nights?

Sat. 12,345
 Sun.

$$\left. \begin{array}{l} \text{Sat. } 12,345 \\ \text{Sun. } \end{array} \right\} P - 1,795$$

$$\begin{array}{r} 12,345 \\ - 1,795 \\ \hline 10,550 \end{array}$$

$$\begin{array}{r} 12,345 \\ + 10,550 \\ \hline 22,895 \end{array}$$

22,895 people attended the concert on both nights.

- T: For 2 minutes, with your partner, draw a tape diagram. (Circulate and encourage students as they work. You might choose to call two pairs of students to draw on the board while others work at their seats. Have the pairs then present their diagrams to the class.)
- T: Now how can you calculate to solve the problem?
- S: We can find the number of people on Sunday night and then add that number to the people on Saturday night.
- T: Make an estimate of the solution. Explain your reasoning to your partner.
- S: Rounding to the nearest thousand, the number of people on Saturday night was about 12,000. The number of people fewer on Sunday night can be rounded to 2,000, so the estimate for the number of people on Sunday is 10,000. 12,000 + 10,000 is 22,000.
- T: Find the exact number of people who attended the concert on both nights. What is the exact sum?
- S: 22,895.

- T: Compare the actual and estimated solutions. Is your answer reasonable?
- S: Yes, because 22,895 is near our estimate of 22,000.
- T: Be sure to write a statement of your solution.

Problem Set (10 minutes)

Students should do their personal best to complete the Problem Set within the allotted 10 minutes. For some classes, it may be appropriate to modify the assignment by specifying which problems they work on first. Some problems do not specify a method for solving. Students should solve these problems using the RDW approach used for Application Problems.

Student Debrief (13 minutes)

Lesson Objective: Solve two-step word problems using the standard subtraction algorithm fluently modeled with tape diagrams and assess the reasonableness of answers using rounding.

The Student Debrief is intended to invite reflection and active processing of the total lesson experience.

Invite students to review their solutions for the Problem Set. They should check work by comparing answers with a partner before going over answers as a class. Look for misconceptions or misunderstandings that can be addressed in the Debrief. Guide students in a conversation to debrief the Problem Set and process the lesson.

You may choose to use any combination of the questions below to lead the discussion.

- How did your estimate help you determine that your exact answer was reasonable in Problem 1?
- In Problem 2, how close was your actual answer to your estimate?
- Why was the estimate so much smaller than the exact answer in Problem 2?
- In Problem 3, to which place did you round? Why?
- How did your tape diagram help you solve Problem 5?

NYS COMMON CORE MATHEMATICS CURRICULUM Lesson 16 Problem Set 4•1


Name Jack Date _____

Directions: Estimate first and then solve each problem. Model the problem with a tape diagram. Explain if your answer is reasonable.

1. On Monday, a farmer sold 25,196 pounds of potatoes. On Tuesday, he sold 18,023 pounds. On Wednesday, he sold some more potatoes. In all, he sold 62,409 pounds of potatoes.

a. About how many pounds of potatoes did the farmer sell on Wednesday? Estimate by rounding each value to the nearest thousand, and then compute.

Monday 25,196 \approx 25,000
Tuesday 18,023 \approx 18,000
Total 62,409 \approx 62,000




$$\begin{array}{r} 25,000 \\ + 18,000 \\ \hline 43,000 \end{array}$$

$$\begin{array}{r} 43,000 \\ + 19,000 \\ \hline 62,000 \end{array}$$

The farmer sold about 19,000 pounds of potatoes on Wednesday.

b. Find the precise number of pounds of potatoes sold on Wednesday.



$$\begin{array}{r} 25,196 \\ + 18,023 \\ \hline 43,219 \end{array}$$

$$\begin{array}{r} 43,219 \\ + 19,190 \\ \hline 62,409 \end{array}$$

The farmer sold 19,190 pounds of potatoes on Wednesday.

c. Is your precise answer reasonable? Compare your estimate from (a) to your answer from (b). Write a sentence to explain your reasoning.

Yes, my answer of 19,190 is reasonable. 19,190 rounded to the nearest thousand is 19,000 which was my estimate.

COMMON CORE Lesson 16: Solve two-step word problems using the standard subtraction algorithm fluently modeled with tape diagrams and assess the reasonableness of answers using rounding. engage^{ny} 1.E.8

NYS COMMON CORE MATHEMATICS CURRICULUM Lesson 16 Problem Set 4•1

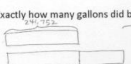
2. A gas station had two pumps. Pump A dispensed 241,752 gallons. Pump B dispensed 113,916 more gallons than Pump A.

a. About how many gallons did both pumps dispense? Estimate by rounding each value to the nearest hundred thousand and then compute.

Pump A 241,752 \approx 200,000
Pump B 113,916 \approx 100,000

Both pumps dispensed about 300,000 gallons.

b. Exactly how many gallons did both pumps dispense?



$$\begin{array}{r} 241,752 \\ + 113,916 \\ \hline 355,668 \end{array}$$

Both pumps dispensed 355,668 gallons.

c. Assess the reasonableness of your answer in (b). Use your estimate from (a) to explain.

My answer of 355,668 gallons is a little far from my estimate of 300,000, but I know if I rounded to a smaller unit, my estimate would be more exact and closer to the actual answer. If I rounded to the ten-thousands, I would get 240,000 + (110,000 + 10,000) = 360,000 which is very close to 355,668.

3. Martin's car had 86,456 miles on it. Of that distance, Martin's wife drove 24,901 miles, and his son drove 7,997 miles. Martin drove the rest.


a. About how many miles did Martin drive? Round each value to estimate.

86,456 \approx 80,000
24,901 \approx 25,000
7,997 \approx 8,000

$$\begin{array}{r} 80,000 \\ - 25,000 \\ - 8,000 \\ \hline 47,000 \end{array}$$

Martin drove about 47,000 miles.

b. Exactly how many miles did Martin drive?



$$\begin{array}{r} 86,456 \\ - 24,901 \\ - 7,997 \\ \hline 53,558 \end{array}$$

Martin drove 53,558 miles.

c. Assess the reasonableness of your answer in (b). Use your estimate from (a) to explain.

My answer of 53,558 miles is reasonable because it is close to my estimate of 47,000.

COMMON CORE Lesson 16: Solve two-step word problems using the standard subtraction algorithm fluently modeled with tape diagrams and assess the reasonableness of answers using rounding. engage^{ny} 1.E.9

- How do you determine what place value to round to when finding an estimate?
- What is the benefit of checking the reasonableness of your answer?
- Describe the difference between rounding and estimating.

Exit Ticket (3 minutes)

After the Student Debrief, instruct students to complete the Exit Ticket. A review of their work will help you assess the students' understanding of the concepts that were presented in the lesson today and plan more effectively for future lessons. You may read the questions aloud to the students.

NYS COMMON CORE MATHEMATICS CURRICULUM Lesson 16 Problem Set 4•1

4. A class read 3,452 pages the first week and 4,090 pages in the second week than in the first week. How many pages had they read by the end of the second week? Is your answer reasonable? Explain how you know using estimation.

Handwritten work for Problem 4:

Estimation: $3,452 \approx 3,000$, $4,090 \approx 4,000$

3,000
+ 4,000

7,000 (2nd week)

3,452
+ 4,090

7,542

The class read about 10,000 pages by the end of the second week.

My answer is reasonable because my estimate was 10,000 which is very close to 10,994.

5. A cargo plane weighed 500,000 pounds. After the first load was taken off, the airplane weighed 437,981 pounds. Then 16,478 more pounds were taken off. What was the total number of pounds of cargo removed from the plane? Is your answer reasonable? Explain.

Handwritten work for Problem 5:

500,000
- 437,981

62,019

62,019
- 16,478

45,541

45,541 pounds of cargo were removed from the plane. My answer is reasonable because it is very close to my estimate of 46,000.

COMMON CORE Lesson 16: Solve two-step word problems using the standard subtraction algorithm fluently modeled with tape diagrams and assess the reasonableness of answers using rounding. Date: 4/22/13 engage^{ny} 1.E.10

A

Correct _____

Write in centimeters.

1	2 m =	cm	23	1 m 2 cm =	cm
2	3 m =	cm	24	1 m 3 cm =	cm
3	4 m =	cm	25	1 m 4 cm =	cm
4	9 m =	cm	26	1 m 7 cm =	cm
5	1 m =	cm	27	2 m 7 cm =	cm
6	7 m =	cm	28	3 m 7 cm =	cm
7	5 m =	cm	29	8 m 7 cm =	cm
8	8 m =	cm	30	8 m 4 cm =	cm
9	6 m =	cm	31	4 m 9 cm =	cm
10	1 m 20 cm =	cm	32	6 m 8 cm =	cm
11	1 m 30 cm =	cm	33	9 m 3 cm =	cm
12	1 m 40 cm =	cm	34	2 m 60 cm =	cm
13	1 m 90 cm =	cm	35	3 m 75 cm =	cm
14	1 m 95 cm =	cm	36	6 m 33 cm =	cm
15	1 m 85 cm =	cm	37	8 m 9 cm =	cm
16	1 m 84 cm =	cm	38	4 m 70 cm =	cm
17	1 m 73 cm =	cm	39	7 m 35 cm =	cm
18	1 m 62 cm =	cm	40	4 m 17 cm =	cm
19	2 m 62 cm =	cm	41	6 m 4 cm =	cm
20	7 m 62 cm =	cm	42	10 m 4 cm =	cm
21	5 m 27 cm =	cm	43	10 m 40 cm =	cm
22	3 m 87 cm =	cm	44	11 m 84 cm =	cm

B

Improvement _____

Correct _____

Write in centimeters.

1	1 m =	cm	23	1 m 1 cm =	cm
2	2 m =	cm	24	1 m 2 cm =	cm
3	3 m =	cm	25	1 m 3 cm =	cm
4	7 m =	cm	26	1 m 9 cm =	cm
5	5 m =	cm	27	2 m 9 cm =	cm
6	9 m =	cm	28	3 m 9 cm =	cm
7	4 m =	cm	29	7 m 9 cm =	cm
8	8 m =	cm	30	7 m 4 cm =	cm
9	6 m =	cm	31	4 m 8 cm =	cm
10	1 m 10 cm =	cm	32	6 m 3 cm =	cm
11	1 m 20 cm =	cm	33	9 m 5 cm =	cm
12	1 m 30 cm =	cm	34	2 m 50 cm =	cm
13	1 m 70 cm =	cm	35	3 m 85 cm =	cm
14	1 m 75 cm =	cm	36	6 m 31 cm =	cm
15	1 m 65 cm =	cm	37	6 m 7 cm =	cm
16	1 m 64 cm =	cm	38	4 m 60 cm =	cm
17	1 m 53 cm =	cm	39	7 m 25 cm =	cm
18	1 m 42 cm =	cm	40	4 m 13 cm =	cm
19	2 m 42 cm =	cm	41	6 m 2 cm =	cm
20	8 m 42 cm =	cm	42	10 m 3 cm =	cm
21	5 m 29 cm =	cm	43	10 m 30 cm =	cm
22	3 m 89 cm =	cm	44	11 m 48 cm =	cm

2. A gas station had two pumps. Pump A dispensed 241,752 gallons. Pump B dispensed 113,916 more gallons than Pump A.
- About how many gallons did both pumps dispense? Estimate by rounding each value to the nearest hundred thousand and then compute.
 - Exactly how many gallons did both pumps dispense?
 - Assess the reasonableness of your answer in (b). Use your estimate from (a) to explain.
3. Martin's car had 86,456 miles on it. Of that distance, Martin's wife drove 24,901 miles, and his son drove 7,997 miles. Martin drove the rest.
- About how many miles did Martin drive? Round each value to estimate.
 - Exactly how many miles did Martin drive?
 - Assess the reasonableness of your answer in (b). Use your estimate from (a) to explain.

4. A class read 3,452 pages the first week and 4,090 more pages in the second week than in the first week. How many pages had they read by the end of the second week? Is your answer reasonable? Explain how you know using estimation.
5. A cargo plane weighed 500,000 pounds. After the first load was taken off, the airplane weighed 437,981 pounds. Then 16,478 more pounds were taken off. What was the total number of pounds of cargo removed from the plane? Is your answer reasonable? Explain.

Name _____

Date _____

Quarterback Brett Favre passed for 71,838 yards between the years 1991 and 2011. His all-time high was 4,413 passing yards in one year. In his second highest year, he threw 4,212 passing yards.

1. About how many passing yards did he throw in the remaining years? Estimate by rounding each value to the nearest thousand and then compute.
2. Exactly how many passing yards did he throw in the remaining years?
3. Assess the reasonableness of your answer in (b). Use your estimate from (a) to explain.

Name _____

Date _____

1. Zachary's final project for a college course took a semester to write and had 95,234 words. Zachary wrote 35,295 words the first month and 19,240 words the second month.
 - a. Round each value to the nearest ten thousand to estimate how many words Zachary wrote during the remaining part of the semester.
 - b. Find the exact number of words written during the remaining part of the semester.
 - c. Use your answer from (a) to explain why your answer in (b) is reasonable.

2. During the first quarter of the year, 351,875 people downloaded an app for their smartphones. During the second quarter of the year, 101,949 fewer people downloaded the app than during the first quarter. How many downloads occurred during the two quarters of the year?
- a. Round each number to the nearest hundred thousand to estimate how many downloads occurred during the first two quarters of the year.
- b. Determine exactly how many downloads occurred during the first two quarters of the year.
- c. Determine if your answer is reasonable. Explain.
3. A local store was having a two-week Back to School sale. They started the sale with 36,390 notebooks. During the first week of the sale, 7,424 notebooks were sold. During the second week of the sale, 8,967 notebooks were sold. How many notebooks were left at the end of the two weeks? Is your answer reasonable?



Topic F

Addition and Subtraction Word Problems

4.OA.3, 4.NBT.1, 4.NBT.2, 4.NBT.4

Focus Standard:	4.OA.3	Solve multistep word problems posed with whole numbers and having whole-number answers using the four operations, including problems in which remainders must be interpreted. Represent these problems using equations with a letter standing for the unknown quantity. Assess the reasonableness of answers using mental computation and estimation strategies including rounding.
Instructional Days:	3	
Coherence -Links from:	G3—M2	Place Value and Problem Solving with Units of Measure
-Links to:	G5—M1	Place Value and Decimal Fractions

Module 1 culminates with multi-step addition and subtraction word problems in Topic F (**4.OA.3**). In these lessons, the format for the Concept Development is different from the traditional vignette. Instead of following instruction, the Problem Set facilitates the problems and discussion of the Concept Development.

Throughout the module, tape diagrams are used to model word problems, and students continue to use tape diagrams to solve *additive comparative* word problems. Students also continue using a variable to represent an unknown quantity.

To culminate the module, students are given tape diagrams or equations and are encouraged to use creativity and the mathematics learned during this module to write their own word problems to solve using place value understanding and the algorithms for addition and subtraction. The module facilitates deeper comprehension and supports determining the reasonableness of an answer. Solving multi-step word problems using multiplication and division are addressed in later modules.

A Teaching Sequence Towards Mastery of Addition and Subtraction Word Problems

Objective 1: Solve *additive compare* word problems modeled with tape diagrams.
(Lesson 17)

Objective 2: Solve multi-step word problems modeled with tape diagrams, and assess the reasonableness of answers using rounding.
(Lesson 18)

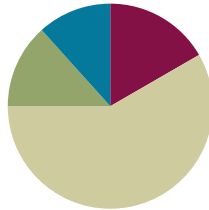
Objective 3: Create and solve multi-step word problems from given tape diagrams and equations.
(Lesson 19)

Lesson 17

Objective: Solve *additive compare* word problems modeled with tape diagrams.

Suggested Lesson Structure

Fluency Practice	(10 minutes)
Application Problem	(8 minutes)
Concept Development	(35 minutes)
Student Debrief	(7 minutes)
Total Time	(60 minutes)



Fluency Practice (10 minutes)

- Change Place Value **4.NBT.2** (5 minutes)
- Convert Units **4.MD.1** (5 minutes)

Change Place Value (5 minutes)

Materials: (S) Personal white board, labeled millions place value chart (Lesson 11 Template)

Note: This fluency activity helps students work toward mastery of using place value skills to add and subtract different units.

T: (Project place value chart to the millions place. Write 4 hundred thousands, 6 ten thousands, 3 thousands, 2 hundreds, 6 tens, 5 ones.) On your personal white boards, write the number.

S: (Write 463,265.)

T: Show 100 more.

S: (Write 463,365.)

Possible further sequence: 10,000 less, 100,000 more, 1 less, and 10 more.

T: (Write $400 + 90 + 3 = \underline{\hspace{1cm}}$.) On your place value chart, write the number.

Possible further sequence: $7,000 + 300 + 80 + 5$; $20,000 + 700,000 + 5 + 80$; $30,000 + 600,000 + 3 + 20$.

Convert Units (5 minutes)

Note: This fluency activity strengthens understanding of the relationship between kilograms and grams learned in Grade 3 and prepares students to use this relationship to solve problems in G4–M2–Topic A. Use a number bond to support understanding the relationship of grams and kilograms.

T: (Write $1 \text{ kg} = \underline{\hspace{1cm}} \text{ g}$.) How many grams are in 1 kilogram?

S: 1 kg = 1,000 g.

Repeat the process for 2 kg, 3 kg, 8 kg, 8 kg 500 g, 7 kg 500 g, and 4 kg 250 g.

T: (Write 1,000 g = ____ kg.) Say the answer.

S: 1,000 grams equals 1 kilogram.

T: (Write 1,500 g = ____ kg ____ g.) Say the answer.

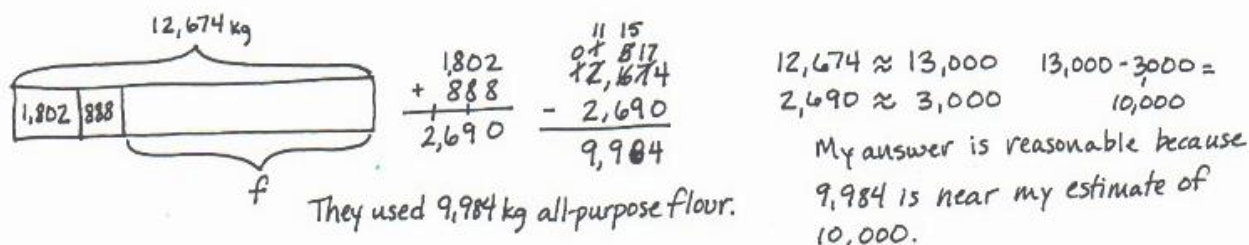
S: 1,500 grams equals 1 kilogram 500 grams.

Repeat the process for 2,500 g, 3,500 g, 9,500 g, and 7,250 g.

1,500g
 \wedge
 1,000g 500g

Application Problem (8 minutes)

A bakery used 12,674 kg of flour. Of that, 1,802 kg was whole wheat and 888 kg was rice flour. The rest was all-purpose flour. How much all-purpose flour did they use? Solve and check the reasonableness of your answer.



Note: This problem leads into today's lesson and bridges as it goes back into the work from Lesson 16.

Concept Development (35 minutes)

Materials: (S) Problem Set

Suggested Delivery of Instruction for Solving Topic F's Word Problems

1. Model the problem.

Have two pairs of students, who you think can be successful with modeling the problem, work at the board while the others work independently or in pairs at their seats. Review the following questions before solving the first problem.

- Can you draw something?
- What can you draw?
- What conclusions can you make from your drawing?

As students work, circulate. Reiterate the questions above.

After 2 minutes, have the two pairs of students share *only* their labeled diagrams.

For about 1 minute, have the demonstrating students receive and respond to feedback and questions from their peers.

2. Calculate to solve and write a statement.

Give everyone 2 minutes to finish work on the problem, sharing his or her work and thinking with a peer. All should then write their equations and statements for the answer.

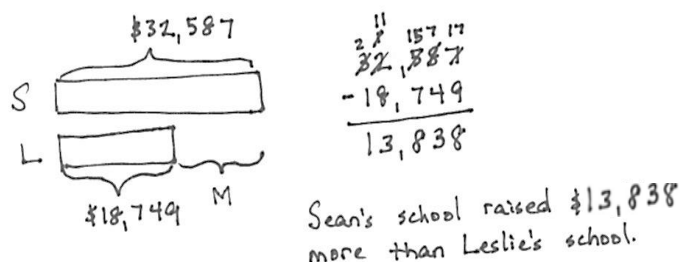
3. Assess the solution for reasonableness.

Give students 1–2 minutes to assess and explain the reasonableness of their solutions.

Note: In Lessons 17–19, the Problem Set is comprised of word problems from the lesson and is therefore to be used during the lesson itself.

Problem 1: Solve a single-step word problem using *how much more*.

Sean's school raised \$32,587. Leslie's school raised \$18,749.
How much more money did Sean's school raise?



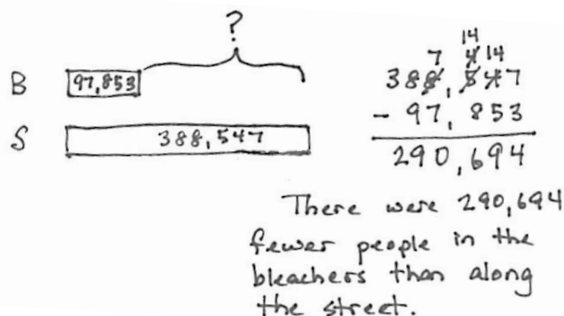
**NOTES ON
MULTIPLE MEANS
OF ACTION
AND EXPRESSION:**

Students working below grade level may continue to need additional support in subtracting numbers using place value charts or disks.

Support students in realizing that though the question is asking, “How much more?” we can see from the tape diagram that the unknown is a missing part, and, therefore, we subtract to find the answer.

Problem 2: Solve a single-step word problem using *how many fewer*.

At a parade, 97,853 people sat in bleachers. 388,547 people stood along the street. How many fewer people were in the bleachers than standing along the street?



**NOTES ON
MULTIPLE MEANS
OF ENGAGEMENT:**

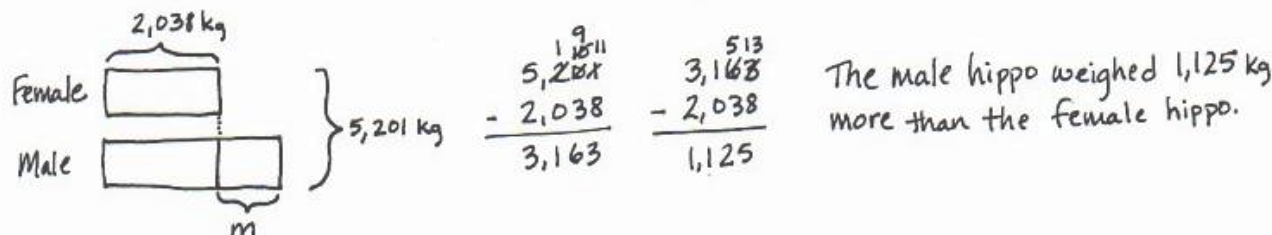
Challenge students to think about how reasonableness can be associated with rounding. If the actual answer does not round to the estimate, does it mean that the answer is not reasonable?

Ask students to explain their thinking. (For example, $376 - 134 = 242$. Rounding to the nearest hundred would result with an estimate of $400 - 100 = 300$. The actual answer of 242 rounds to 200, not 300.)

Circulate and support students to realize that the unknown number of how many fewer people is the difference between the two tape diagrams. Encourage them to write a statement using the word *fewer* when talking about separate things. For example, I have *fewer* apples than you do and *less* juice.

Problem 3: Solve a two-step problem using *how much more*.


A pair of hippos weighed 5,201 kilograms together. The female weighed 2,038 kilograms. How much more did the male weigh than the female?



Many students may want to draw this as a single tape showing the combined weight to start. That works. However, the second step most likely requires a new double tape to compare the weights of the male and female. If no one comes up with the model pictured, you can show it quickly. Students generally do not choose to draw a bracket with the known total to the side until they are very familiar with two-step comparison models. However, be aware that students have modeled this problem type since Grade 2.

Problem 4: Solve a three-step problem using *how much longer*.

A copper wire was 240 meters long. After 60 meters was cut off, it was double the length of a steel wire. How much longer was the copper wire than the steel wire at first?



**NOTES ON
MULTIPLE MEANS
OF ACTION
AND EXPRESSION:**

For students who may find Problem 4 challenging, remind them of the work done earlier in this module with multiples of 10. For example, 180 is ten times as much as 18. If 18 divided by 2 is 9, then 180 divided by 2 is 90.

- T: Read the problem, draw a model, write equations both to estimate and calculate precisely, and write a statement. I'll give you 5 minutes.

Circulate, using the bulleted questions to guide students. When students get stuck, encourage them to focus on what they can learn from their drawings.

- Show me the copper wire at first.
- In your model, show me what happened to the copper wire.
- In your model, show me what you know about the steel wire.
- What are you comparing? Where is that difference in your model?

Notice the number size is quite small here. The calculations are not the issue but rather the relationships.

Students will eventually solve similar problems with larger numbers, but they will begin here at a simple level numerically.

Problem Set

Please note that in Topic F, the Problem Sets are used in the Concept Developments. As a result, the 10 minutes usually allotted for the completion of the Problem Set are not needed.

Student Debrief (7 minutes)

Lesson Objective: Solve *additive compare* word problems modeled with tape diagrams.

The Student Debrief is intended to invite reflection and active processing of the total lesson experience.

Invite students to review their solutions for the Problem Set. They should check work by comparing answers with a partner before going over answers as a class. Look for misconceptions or misunderstandings that can be addressed in the Debrief. Guide students in a conversation to debrief the Problem Set and process the lesson.

You may choose to use any combination of the questions below to lead the discussion.

- How are your tape diagrams for Problem 1 and Problem 2 similar?
- How did your tape diagrams vary across all problems?
- In Problem 3, how did drawing a double tape diagram help you to visualize the problem?
- What was most challenging about drawing the tape diagram for Problem 4? What helped you find the best diagram to solve the problem?
- What different ways are there to draw a tape diagram to solve comparative problems?
- What does the word *compare* mean?
- What phrases do you notice repeated through many of today's problems that help you to see the problem as a comparative problem?

Exit Ticket (3 minutes)

After the Student Debrief, instruct students to complete the Exit Ticket. A review of their work will help you assess the students' understanding of the concepts that were presented in the lesson today and plan more effectively for future lessons. You may read the questions aloud to the students.

NYS COMMON CORE MATHEMATICS CURRICULUM Lesson 17 Problem Set 4•1

Name Jack Date _____

Directions: Draw a tape diagram to represent each problem. Use numbers to solve, and write your answer as a statement.

1. Sean's school raised \$32,587. Leslie's school raised \$18,749. How much more money did Sean's school raise?

$$\begin{array}{r} 32,587 \\ -18,749 \\ \hline 13,838 \end{array}$$
 Sean's school raised \$13,838 more money than Leslie's school.

2. At a parade, 97,853 people sat in bleachers. 386,547 people stood along the street. How many fewer people were in the bleachers than standing on the street?

$$\begin{array}{r} 386,547 \\ -97,853 \\ \hline 290,694 \end{array}$$
 There were 290,694 fewer people in the bleachers.

3. A pair of hippos weighed 5,201 kilogram together. The female weighed 2,038 kilogram. How much more did the male weigh than the female?

Female:
$$\begin{array}{r} 2,038 \\ 5,201 \\ \hline 3,163 \end{array}$$

 Male:
$$\begin{array}{r} 2,038 \\ 3,163 \\ \hline 1,125 \end{array}$$

 The male weighs 1,125 kg more than the female.

4. A copper wire was 240 meters long. After 60 meters was cut off, it was double the length of a steel wire. How much longer was the copper wire than the steel wire at first?

$$\begin{array}{r} 240 \\ -60 \\ \hline 180 \end{array}$$

$$180 \div 2 = 90$$

$$\begin{array}{r} 240 \\ -90 \\ \hline 150 \end{array}$$
 The copper wire was 150 meters longer than the steel wire.

COMMON CORE Lesson 17: Solve additive compare word problems modeled with tape diagrams Date: 4/20/13 engage^{ny} 1.F.7

Name _____

Date _____

Draw a tape diagram to represent each problem. Use numbers to solve, and write your answer as a statement.

1. Sean's school raised \$32,587. Leslie's school raised \$18,749. How much more money did Sean's school raise?
2. At a parade, 97,853 people sat in bleachers and 388,547 people stood along the street. How many fewer people were in the bleachers than standing on the street?
3. A pair of hippos weighed 5,201 kilogram together. The female weighed 2,038 kilogram. How much more did the male weigh than the female?
4. A copper wire was 240 meters long. After 60 meters was cut off, it was double the length of a steel wire. How much longer was the copper wire than the steel wire at first?

Name _____

Date _____

Draw a tape diagram to represent each problem. Use numbers to solve, and write your answer as a statement.

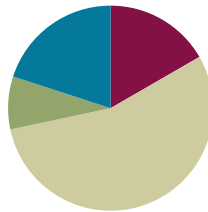
A mixture of 2 chemicals measures 1,034 milliliters. It contains some of Chemical A and 755 milliliters of Chemical B. How much less of Chemical A than Chemical B is in the mixture?

Lesson 18

Objective: Solve multi-step word problems modeled with tape diagrams, and assess the reasonableness of answers using rounding.

Suggested Lesson Structure

■ Fluency Practice	(10 minutes)
■ Application Problem	(5 minutes)
■ Concept Development	(33 minutes)
■ Student Debrief	(12 minutes)
Total Time	(60 minutes)



Fluency Practice (10 minutes)

- Number Patterns **4.OA.5** (5 minutes)
- Convert Units **4.MD.1** (5 minutes)

Number Patterns (5 minutes)

Materials: (S) Personal white board

Note: This fluency activity bolsters students' place value understanding and helps them apply these skills to a variety of concepts.

T: (Project 40,100, 50,100, 60,100, ____.) What is the place value of the digit that's changing?

S: Ten thousand.

T: Count with me saying the value of the digit I'm pointing to.

S: (Point at the ten thousand digit as students count.) 40,000, 50,000, 60,000.

T: On your personal white boards, write what number would come after 60,100.

S: (Write 70,100.)

Repeat with the following possible sequence: 82,030, 72,030, 62,030, ____ ; 215,003, 216,003, 217,003, ____ ; 943,612, 943,512, 943,412, ____ ; and 372,435, 382,435, 392,435, ____.

Convert Units (5 minutes)

Materials: (S) Personal white board

Note: This fluency activity strengthens understanding of the relationship between kilograms and grams learned in Grade 3, preparing students to use this relationship to solve problems in G4–M2–Topic A. Use a number bond to support understanding of the relationship between of grams and kilograms.

T: Count by 200 grams starting at 0 grams and counting up to 2,000 grams. When you get to 1,000 grams, say 1 kilogram. When you get to 2,000 grams, say 2 kilograms.

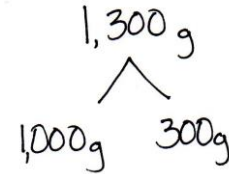
S: 0 g, 200 g, 400 g, 600 g, 800 g, 1 kg, 1,200 g, 1,400 g, 1,600 g, 1,800 g, 2 kg.

Repeat the process, this time pulling out the kilogram (e.g., 1 kg 200 g, 1 kg 400 g).

T: (Write $1,300\text{ g} = \underline{\hspace{1cm}}\text{ kg } \underline{\hspace{1cm}}\text{ g}$.) On your boards, fill in the blanks to make a true number sentence.

S: (Write $1,300\text{ g} = 1\text{ kg } 300\text{ g}$.)

Repeat process for 1,003 g, 1,750 g, 3,450 g, and 7,030 g.



Application Problem (5 minutes)

In all, 30,436 people went skiing in February and January. 16,009 went skiing in February. How many fewer people went skiing in January than in February?

Handwritten student work for the application problem. It shows a tape diagram with 'J' and 'F' labels, a subtraction problem $30,436 - 16,009$, and the final answer $14,427$. Below the calculations, it says "1,582 fewer people went skiing in January than in February."

Note: This *comparison subtraction* problem reviews content from Lesson 17.

Concept Development (33 minutes)

Materials: (S) Problem Set

Suggested Delivery of Instruction for Solving Topic F's Word Problems

1. Model the problem.

Have two pairs of students, who you think can be successful with modeling the problem, work at the board while the others work independently or in pairs at their seats. Review the following questions before beginning the first problem.

- Can you draw something?
- What can you draw?
- What conclusions can you make from your drawing?

As students work, circulate. Reiterate the questions above.

After 2 minutes, have the two pairs of students share *only* their labeled diagrams.

For about 1 minute, have the demonstrating students receive and respond to feedback and questions from their peers.

2. Calculate to solve and write a statement.

Give everyone 2 minutes to finish work on the problem, sharing his or her work and thinking with a peer. All should then write their equations and statements for the answer.

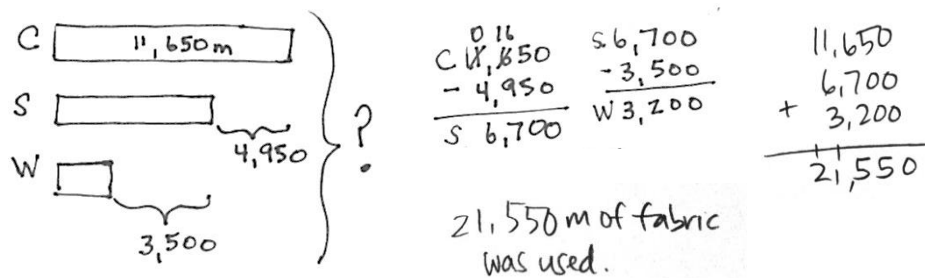
3. Assess the solution for reasonableness.

Give students 1–2 minutes to assess and explain the reasonableness of their solutions.

Note: In Lessons 17–19, the Problem Set is comprised of the word problems from the lesson and is, therefore, to be used during the lesson itself.

Problem 1: Solve a multi-step word problem requiring addition and subtraction, modeled with a tape diagram, and check the reasonableness of the answer using estimation.

In one year, a factory used 11,650 meters of cotton, 4,950 fewer meters of silk than cotton, and 3,500 fewer meters of wool than silk. How many meters in all were used of the three fabrics?



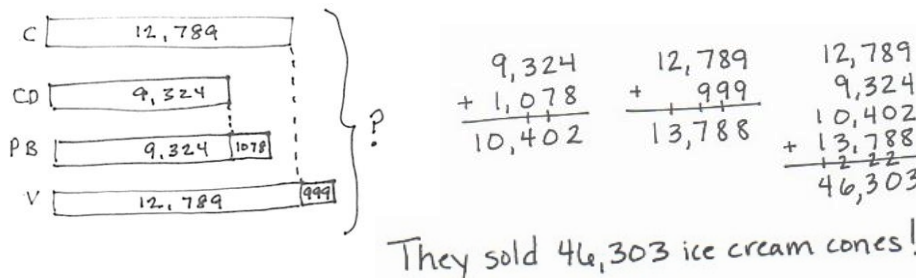
This problem is a step forward for students as they subtract to find the amount of wool from the amount of silk. Students also might subtract the sum of 4,950 and 3,500 from 11,650 to find the meters of wool and add that to the amount of silk. It's a longer method but makes sense. As you circulate, look for other alternate strategies which can be quickly mentioned or explored more deeply as per your professional judgment. Be advised, however, not to emphasize creativity but rather analysis and efficiency. Ingenious short cuts might be highlighted.

After the students have solved the problem, ask them to check their answers for reasonableness:

- T: How can you know if 21,550 is a reasonable answer? Discuss with your partner.
- S: Well, I can see by looking at the diagram that the amount of wool fits in the part where the amount of silk is unknown, so the answer is a little less than double 12,000. Our answer makes sense.
- S: Another way to think about it is that 11,650 can be rounded to 12 thousands. 12 thousands plus 7 thousands for the silk, since 12 thousands minus 5 thousands is 7 thousands, plus about 4 thousands for the wool. That's 23 thousands.

Problem 2: Solve an additive multi-step word problem using a tape diagram, modeled with a tape diagram, and check the reasonableness of the answer using estimation.

The shop sold 12,789 chocolate and 9,324 cookie dough cones. It sold 1,078 more peanut butter cones than cookie dough cones and 999 more vanilla cones than chocolate cones. What was the total number of ice cream cones sold?



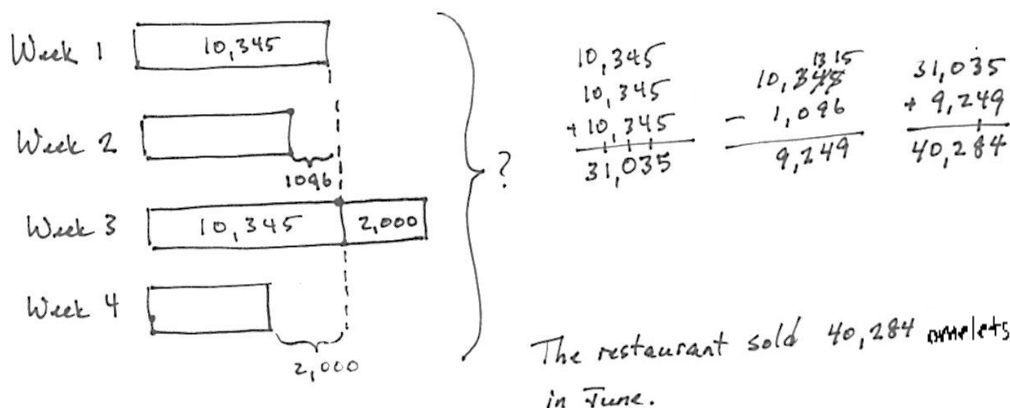
The solution above shows calculating the total number of cones of each flavor and then adding. Students may also add like units before adding the extra parts.

After the students have solved the problem, ask them to check their answers for reasonableness:

- T: How can you know if 46,303 is a reasonable answer? Discuss with your partner.
- S: By looking at the tape diagram, I can see we have 2 thirteen thousands units. That's 26 thousands. We have 2 nine thousands units. So 26 thousands and 18 thousands is 44 thousands. Plus about 2 thousands more. That's 46 thousands. That's close.
- S: Another way to see it is that I can kind of see 2 thirteen thousands and the little extra pieces with the peanut butter make 11 thousands. That is 37 thousands plus 9 thousands from cookie dough is 46 thousands. That's close.

Problem 3: Solve a multi-step word problem requiring addition and subtraction, modeled with a tape diagram, and check the reasonableness of the answer using estimation.

In the first week of June, a restaurant sold 10,345 omelets. In the second week, 1,096 fewer omelets were sold than in the first week. In the third week, 2 thousand more omelets were sold than in the first week. In the fourth week, 2 thousand fewer omelets were sold than in the first week. How many omelets were sold in all in June?



This problem is interesting because 2 thousand more and 2 thousand less mean that there is one more unit of 10,345. We, therefore, simply add in the omelets from the second week to three units of 10,345.

- T: How can you know if 40,284 is a reasonable answer? Discuss with your partner.
- S: By looking at the tape diagram, it's easy to see it is like 3 ten thousands plus 9 thousands, that's 39 thousands. That is close to our answer.
- S: Another way to see it is just rounding one week at a time starting at the first week; 10 thousands plus 9 thousands plus 12 thousands plus 8 thousands. That's 39 thousands.

Problem Set

Please note that in Topic F, the Problem Sets are used in the Concept Developments. As a result, the 10 minutes usually allotted for the completion of the Problem Set are not needed.

Student Debrief (12 minutes)

Lesson Objective: Solve multi-step word problems modeled with tape diagrams and assess the reasonableness of answers using rounding.

The Student Debrief is intended to invite reflection and active processing of the total lesson experience.

Invite students to review their solutions for the Problem Set. They should check work by comparing answers with a partner before going over answers as a class. Look for misconceptions or misunderstandings that can be addressed in the Debrief. Guide students in a conversation to debrief the Problem Set and process the lesson.

NYS COMMON CORE MATHEMATICS CURRICULUM Lesson 18 Problem Set 4•1

Name Jack Date _____

Directions: Draw a tape diagram to represent each problem. Use numbers to solve, and write your answer as a statement.

1. In one year the factory used 11,650 meters of cotton, 4,950 fewer meters of silk than cotton, and 3,500 fewer meters of wool than silk. How many meters in all were used of the three fabrics?

Cotton: 11,650
Silk: 4,950
Wool: 3,500

21,550 m of fabric was used.

2. The shop sold 12,789 chocolate and 9,324 cookie dough cones. It sold 1,078 more peanut butter cones than cookie dough cones and 999 more vanilla cones than chocolate cones. What was the total number of ice cream cones sold?

Chocolate: 12,789
Cookie Dough: 9,324
Peanut Butter: 1,078
Vanilla: 999

They sold 46,303 ice cream cones.

3. In the first week of June, a restaurant sold 10,345 omelets. In the second week, 1,096 fewer omelets were sold than in the first week. In the third week, 2 thousand more omelets were sold than in the first week. In the fourth week, 2 thousand fewer omelets were sold than in the first week. How many omelets were sold in all in June?

Week 1: 10,345
Week 2: 1,096
Week 3: 12,345
Week 4: 8,345

The restaurant sold 40,284 omelets in June.

COMMON CORE Lesson 18 Solve multi-step word problems modeled with tape diagrams and assess the reasonableness of answers using rounding. 4/24/13 engage^{ny} 4.F.7

You may choose to use any combination of the questions below to lead the discussion.

- How are the problems alike? How are they different?
- How was your solution the same and different from those that were demonstrated by your peers?
- Why is there more than one right way to solve, for example, Problem 3?
- Did you see other solutions that surprised you or made you see the problem differently?
- In Problem 1, was the part unknown or the total unknown? What about in Problems 2 and 3?
- Why is it helpful to assess for reasonableness after solving?
- How were the tape diagrams helpful in estimating to test for reasonableness? Why is that?

Exit Ticket (3 minutes)

After the Student Debrief, instruct students to complete the Exit Ticket. A review of their work will help you assess the students' understanding of the concepts that were presented in the lesson today and plan more effectively for future lessons. You may read the questions aloud to the students.

Name _____

Date _____

Draw a tape diagram to represent each problem. Use numbers to solve, and write your answer as a statement.

1. In one year the factory used 11,650 meters of cotton, 4,950 fewer meters of silk than cotton, and 3,500 fewer meters of wool than silk. How many meters in all were used of the three fabrics?
2. The shop sold 12,789 chocolate and 9,324 cookie dough cones. It sold 1,078 more peanut butter cones than cookie dough cones and 999 more vanilla cones than chocolate cones. What was the total number of ice cream cones sold?
3. In the first week of June, a restaurant sold 10,345 omelets. In the second week, 1,096 fewer omelets were sold than in the first week. In the third week, 2 thousand more omelets were sold than in the first week. In the fourth week, 2 thousand fewer omelets were sold than in the first week. How many omelets were sold in all in June?

Name _____

Date _____

Draw a tape diagram to represent the problem. Use numbers to solve, and write your answer as a statement.

Park A covers an area of 4,926 square kilometers. It is 1,845 square kilometers larger than Park B.

Park C is 4,006 square kilometers larger than Park A.

1. What is the area of all three parks?

2. Assess the reasonableness of your answer.

Name _____

Date _____

Draw a tape diagram to represent each problem. Use numbers to solve, and write your answer as a statement.

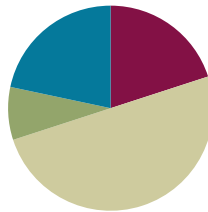
1. There were 22,869 children, 49,563 men, and 2,872 more women than men at the fair. How many people were at the fair?
2. Number A is 4,676. Number B is 10,043 greater than A. Number C is 2,610 less than B. What is the total value of numbers A, B, and C?
3. A store sold a total of 21,650 balls. It sold 11,795 baseballs. It sold 4,150 fewer basketballs than baseballs. The rest of the balls sold were footballs. How many footballs did the store sell?

Lesson 19

Objective: Create and solve multi-step word problems from given tape diagrams and equations.

Suggested Lesson Structure

■ Fluency Practice	(12 minutes)
■ Application Problem	(5 minutes)
■ Concept Development	(30 minutes)
■ Student Debrief	(13 minutes)
Total Time	(60 minutes)



Fluency Practice (12 minutes)

- Rename Units to Subtract **4.NBT.4** (5 minutes)
- Add Up to the Next Unit **4.NBT.4** (3 minutes)
- Convert Units **4.MD.1** (4 minutes)

Rename Units to Subtract (5 minutes)

Note: This fluency activity supports further practice of decomposing a larger unit to make smaller units in order to subtract.

- T: (Write: 1 ten – 6 ones.) Am I ready to subtract?
 S: No.
 T: Rename 1 ten as 10 ones. Say the entire number sentence.
 S: 10 ones minus 6 ones is 4 ones.

Repeat with 2 tens – 6 ones, 2 tens – 1 ten 6 ones, 1 hundred – 6 tens, 2 hundreds – 4 tens, 3 hundreds – 1 hundred 4 tens, 5 thousands – 3 hundreds, 5 thousands – 3 thousands 3 hundreds, 2 ten thousands – 3 hundreds.

Add Up to the Next Unit (3 minutes)

Note: This fluency activity strengthens students' ability to make the next unit, a skill used when using the arrow way to add or subtract. This activity also anticipates students' use of the arrow way to solve mixed measurement unit addition and subtraction in Module 2.

- T: (Write 8.) How many more to make 10?
 S: 2.
 T: (Write 80.) How many more to make 100?

S: 20.

T: (Write 84.) How many more to make 100?

S: 16.

Repeat with the following numbers to make 1000: 200, 250, 450, 475, 600, 680, 700, 720, 800, 805, 855, and 945.

Convert Units (4 minutes)

Note: Reviewing unit conversions that were learned in third grade helps prepare the students to solve problems with centimeters and meters in Topic A of Module 2.

Materials: (S) Personal white board

T: (Write 1 m = ____ cm.) How many centimeters are in a meter?

S: 1 m = 100 cm.

Repeat process for 2 m, 3 m, 8 m, 8 m 50 cm, 7 m 50 cm, and 4 m 25 cm.

T: (Write 100 cm = ____ m.) Say the answer.

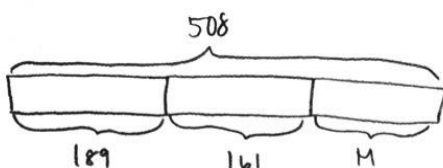
S: 100 cm = 1 m.

T: (Write 150 cm = ____ m ____ cm.) Say the answer.

S: 150 cm = 1 m 50 cm. Repeat process for 250 cm, 350 cm, 950 cm, and 725 cm.

Application Problem (5 minutes)

For Jordan to get to his grandparents' house, he has to travel through Albany and Plattsburgh. From Jordan's house to Albany is 189 miles. From Albany to Plattsburgh is 161 miles. If the total distance of the trip is 508 miles, how far from Plattsburgh do Jordan's grandparents live?



$$\begin{array}{r} 189 \\ + 161 \\ \hline 350 \end{array} \quad \begin{array}{r} 410 \\ \cancel{508} \\ - 350 \\ \hline 158 \end{array}$$

Jordan's grandparents live 158 miles from Plattsburgh.

Note: This problem reviews two-step problems from the previous lessons.

Concept Development (30 minutes)

Materials: (S) Problem Set

Suggested Delivery of Instruction for Lesson 19's Word Problems.

1. Draw the labeled tape diagram on the board, and give the students the context. Have them write a story problem based on the tape diagram.

Have two pairs of students, who you think can be successful with writing a problem, work at the board while the others work independently or in pairs at their seats. Review the following questions before beginning the first problem.

- What story makes sense with the diagram?
- What question will I ask in my word problem?

As students work, circulate. Reiterate the questions above.

After 2 minutes, have the two pairs of students share their stories.

For about 1 minute, have the demonstrating students receive and respond to feedback and questions from their peers.

2. Calculate to solve and write a statement.

Give everyone 2 minutes to exchange stories, calculate, and make a statement of the answer.

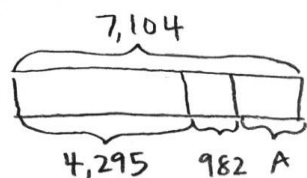
3. Assess the solution for reasonableness.

Give students 1–2 minutes to assess and explain the reasonableness of their solutions.

Note: In Lessons 17–19, the Problem Set will be comprised of the word problems from the lesson and is, therefore, to be used during the lesson itself.

Problem 1: Create and solve a simple two-step word problem from the tape diagram below.

Suggested context: People at a football game.

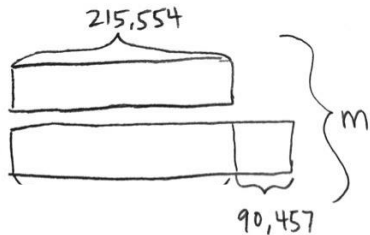


**NOTES ON
MULTIPLE MEANS
OF REPRESENTATION:**

Students who are English language learners may find it difficult to create their own problem. Work together with a small group of students to explain what the tape diagram is showing. Work with the students to write information into the tape diagram. Discuss what is known and unknown. Together, build a question based on the discussion.

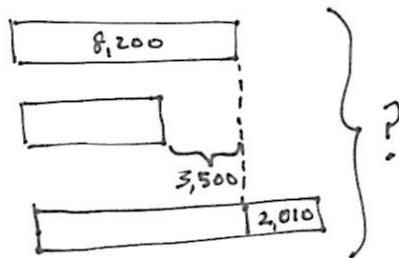
Problem 2: Create and solve a two-step addition word problem from the tape diagram below.

Suggested context: Cost of two houses.



Problem 3: Create and solve a three-step word problem involving addition and subtraction from the tape diagram below.

Suggested context: Weight in kilograms of three different whales.



**NOTES ON
MULTIPLE MEANS
OF ACTION
AND REPRESENTATION:**

Students working below grade level may struggle with the task of creating their own problems. These students may benefit from working together in a partnership with another student. First, encourage them to design a tape diagram showing the known parts, the unknown part, and the whole. Second, encourage them to create a word problem based on the diagram.

Problem 4: Students use equations to model and solve multi-step word problems.

Display the equation $5,233 + 3,094 + k = 12,946$.

- T: Draw a tape diagram that models this equation.
- T: Compare with your partner. Then create a word problem that uses the numbers from the equation. Remember to first create a context. Then write a statement about the total and a question about the unknown. Finally, tell the rest of the information.

Students work independently. Students can share problems in partners to solve or select word problems to solve as a class.

Problem Set

Please note that the Problem Set in Topic F is comprised of the lesson's problems as stated at the introduction of the lesson.

For some classes, it may be appropriate to modify the assignment by specifying which problems they work on first. Some problems do not specify a method for solving. Students should solve these problems using the RDW approach used for Application Problems.

Student Debrief (13 minutes)

Lesson Objective: Create and solve multi-step word problems from given tape diagrams and equations.

The Student Debrief is intended to invite reflection and active processing of the total lesson experience.

Invite students to review their solutions for the Problem Set. They should check work by comparing answers with a partner before going over answers as a class. Look for misconceptions or misunderstandings that can be addressed in the Debrief. Guide students in a conversation to debrief the Problem Set and process the lesson.

You may choose to use any combination of the questions below to lead the discussion.

- How does a tape diagram help when solving a problem?
- What is the hardest part about creating a context for a word problem?
- To write a word problem, what must you know?
- There are many different contexts for Problem 2, but everyone found the same answer. How is that possible?
- What have you learned about yourself as a mathematician over the past module?
- How can you use this new understanding of addition, subtraction, and solving word problems in the future?

NYS COMMON CORE MATHEMATICS CURRICULUM Lesson 19: Problem Set 4•1

Name Jack Date _____

Directions: Using the diagrams below, create your own word problem. Solve for the value of the variable.

1.

There were 7,104 people who attended a football game. 4,295 were men, 982 were children, and the rest were women. How many women attended the football game?

$7,104 - 4,295 - 982 = A$
 $7,104 - 5,277 = 1,827$
 $A = 1,827$
 1,827 women attended the game.

2.

House A costs \$215,554. House B costs \$90,457 more than House A. How much do both houses cost together?

$\$215,554 + \$90,457 = \$306,011$
 $\$306,011 + \$215,554 = \$521,565$
 $M = \$521,565$
 Both houses cost \$521,565.

COMMON CORE Lesson 19: Create and solve multi-step word problems from given tape diagrams and equations. Date: 5/7/13 11:03 AM engage^{ny} 1.F.7

NYS COMMON CORE MATHEMATICS CURRICULUM Lesson 19: Problem Set 4•1

3.

Whale A weighs 8,200 kilograms. Whale B weighs 3,500 ~~more~~ less kilograms than Whale A. Whale C weighs 2,010 more kilograms than Whale A. How many kilograms do all 3 whales weigh together?

$8,200 + 3,500 + 2,010 = ?$
 $8,200 + 5,510 = 13,710$
 $13,710 + 2,010 = 15,720$
 All 3 whales weigh 15,720 kilograms.

Draw a tape diagram to model the following equation. Create a word problem. Solve for the value of the variable.

4. $26,854 = 17,729 + 3,731 + A$

A survey of 26,854 people showed 17,729 prefer orange juice, 3,731 prefer grape juice, and the rest prefer apple juice in the morning. How many people prefer apple juice?

$26,854 - 17,729 - 3,731 = A$
 $26,854 - 21,460 = 5,394$
 $A = 5,394$
 5,394 people prefer apple juice in the morning.

COMMON CORE Lesson 19: Create and solve multi-step word problems from given tape diagrams and equations. Date: 5/7/13 11:03 AM engage^{ny} 1.F.8

Exit Ticket (3 minutes)

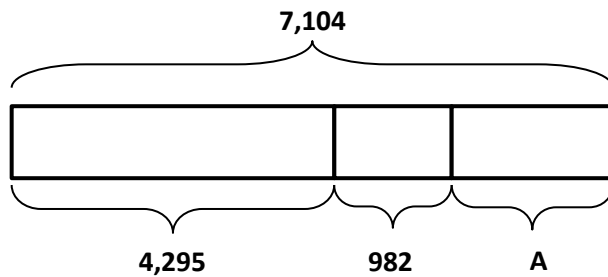
After the Student Debrief, instruct students to complete the Exit Ticket. A review of their work will help you assess the students' understanding of the concepts that were presented in the lesson today and plan more effectively for future lessons. You may read the questions aloud to the students.

Name _____

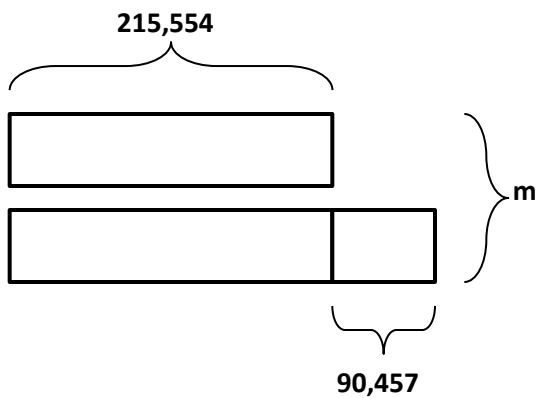
Date _____

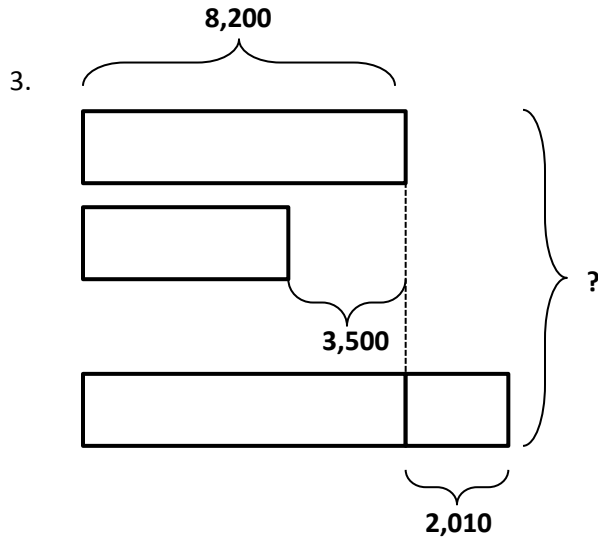
Using the diagrams below, create your own word problem. Solve for the value of the variable.

1.



2.





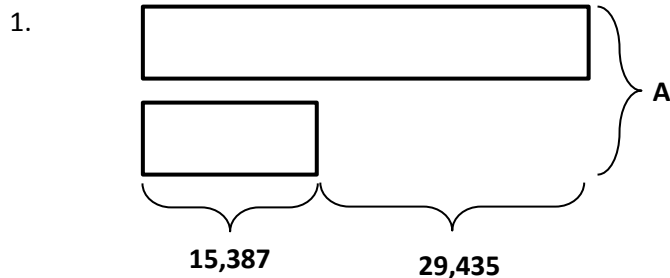
4. Draw a tape diagram to model the following equation. Create a word problem. Solve for the value of the variable.

$$26,854 = 17,729 + 3,731 + A$$

Name _____

Date _____

Using the diagram below, create your own word problem. Solve for the value of the variable.



-
2. Using the equation below, draw a tape diagram and create your own word problem. Solve for the value of the variable.

$$248,798 = 113,205 + A + 99,937$$

Name _____

Date _____

Using the diagrams below, create your own word problem. Solve for the value of the variable.

1. At the local botanical gardens, there are _____

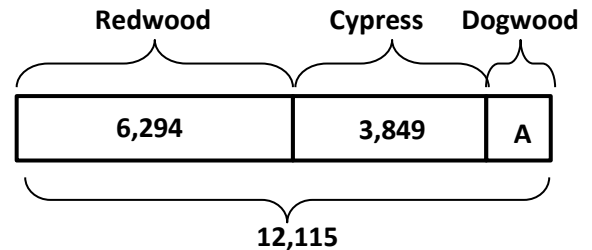
Redwoods and _____ Cypress trees.

There are a total of _____ Redwood,

Cypress, and Dogwood trees.

How many _____

_____?



2. There are 65,302 _____

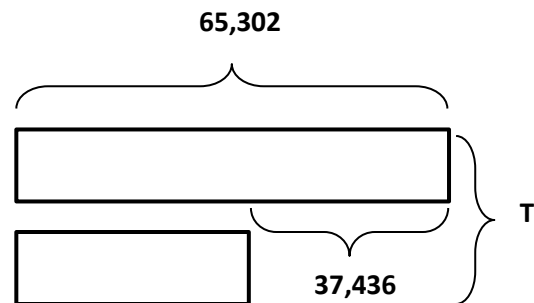
_____.

There are 37,436 fewer _____

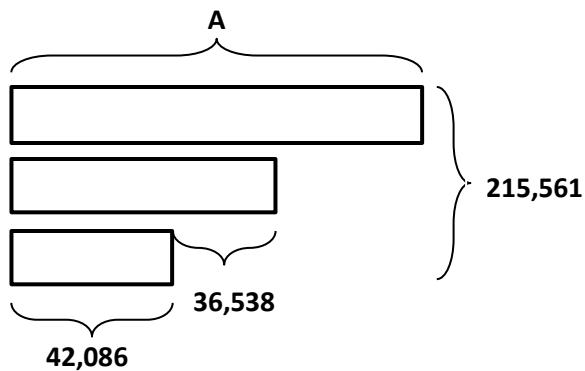
_____.

How many _____

_____?



3. Use the following tape diagram to create a word problem. Solve for the value of the variable.







4. Draw a tape diagram to model the following equation. Create a word problem. Solve for the value of the variable.

$$27,894 + A + 6,892 = 40,392$$

Name _____

Date _____

- 1.
- a. Arrange the following numbers in order from least to greatest.
- 504,054 4,450 505,045 44,500
- b. Use the words “ten times” to tell how you ordered the two smallest numbers using words, pictures, or numbers.
2. Compare using $>$, $<$, or $=$. Write your answer inside the circle.
- a. 1 hundred thousand  10,000
- b. 200 thousands 4 hundreds  204,000
- c. 7 hundreds + 4 thousands + 27 ones  6 thousands + 4 hundreds
- d. 1,000,000  10 hundred thousands

3. The football stadium at Louisiana State University (LSU) has a seating capacity of 92,542.
- According to the 2010 census, the population of San Jose, CA was approximately ten times the amount of people that LSU's stadium can seat. What was the population of San Jose in 2010?
 - Write the seating capacity of the LSU stadium in words and in expanded form.
 - Draw two separate number lines to round the LSU stadium's seating capacity to the nearest ten thousand and to the nearest thousand.
 - Compare the stadium's seating rounded to the nearest ten thousand and the seating rounded to the nearest thousand using $>$, $<$, or $=$.
 - Which estimate (rounding to the nearest ten thousand or nearest thousand) is more accurate? Use words and numbers to explain.

Mid-Module Assessment Task Standards Addressed

Topics A–C

Generalize place value understanding for multi-digit whole numbers.

- 4.NBT.1** Recognize that in a multi-digit whole number, a digit in one place represents ten times what it represents in the place to its right. *For example, recognize that $700 \div 70 = 10$ by applying concepts of place value and division.*
- 4.NBT.2** Read and write multi-digit whole numbers using base-ten numerals, number names, and expanded form. Compare two multi-digit numbers based on meanings of the digits in each place, using $>$, $=$, and $<$ symbols to record the results of comparisons.
- 4.NBT.3** Use place value understanding to round multi-digit whole numbers to any place.

Evaluating Student Learning Outcomes

A Progression Toward Mastery chart is provided to describe steps that illuminate the gradually increasing understandings that students develop *on their way to proficiency*. In this chart, this progress is presented from left (Step 1) to right (Step 4). The learning goal for each student is to achieve Step 4 mastery. These steps are meant to help teachers and students identify and celebrate what the student **CAN** do now and what they need to work on next.

A Progression Toward Mastery				
Assessment Task Item and Standards Assessed	STEP 1 Little evidence of reasoning without a correct answer. (1 Point)	STEP 2 Evidence of some reasoning without a correct answer. (2 Points)	STEP 3 Evidence of some reasoning with a correct answer or evidence of solid reasoning with an incorrect answer. (3 Points)	STEP 4 Evidence of solid reasoning with a correct answer. (4 Points)
1 4.NBT.1	The student arranged two numbers and provided no clear explanation for Part (b).	The student arranged two numbers in order or arranged the least and greatest numbers correctly. The student provided some explanation of “ten times.”	The student arranged three or four numbers correctly but was unable to articulate the relationship of the two smallest numbers using the words “ten times.”	The student correctly: <ul style="list-style-type: none"> Arranged the numbers in the following order: 4,450, 44,500, 504,054, 505,045. Used the words “ten times” to describe the relationship between 4,450 and 44,500.



A Progression Toward Mastery

<p>2</p> <p>4.NBT.2</p>	The student correctly answered one problem.	The student correctly answered two problems.	The student correctly answered three problems.	<p>The student correctly answered all four problems:</p> <p>a. ></p> <p>b. <</p> <p>c. <</p> <p>d. =</p>
<p>3</p> <p>4.NBT.1</p> <p>4.NBT.2</p> <p>4.NBT.3</p>	The student correctly answered one part or was able to answer some parts with partial accuracy.	The student correctly answered two of the five parts.	The student correctly answered three or four of the five parts but was unable to reason in Part (e).	<p>The student correctly answered all five problems:</p> <p>a. 925,420</p> <p>b. $90,000 + 2,000 + 500 + 40 + 2$. Ninety-two thousand, five hundred forty-two.</p> <p>c. Draws two number lines showing the number rounded to 90,000 and 93,000.</p> <p>d. $90,000 < 93,000$</p> <p>e. Explains rounding to the nearest thousand is more accurate because rounding to a smaller unit gives a more accurate estimate, so the difference will be closer to the exact number.</p>

Name Jack

Date _____

1.

- a. Arrange the following numbers in order from least to greatest.

504,054 4,450 505,045 44,500

4,450 44,500 504,054 505,045

- b. Use the words "ten times" to tell how you ordered the two smallest numbers using words, pictures and numbers.

44,500 is ten times 4,450 so it comes after 4,450 when going from smallest to greatest.

Tn	Th	H	T	O
4	4	5	0	0
4	4	5	0	0

Because 44,500 is ten times 4,450, the digits shift left one place value.

2. Compare using
- $>$
- ,
- $<$
- , or
- $=$
- . Write your answer inside the circle.

a. 1 hundred thousand \bigcirc 10,000

100,000

b. 200 thousands 4 hundreds \bigcirc 204,000

200,400

c. 7 hundreds + 4 thousands + 27ones \bigcirc 6 thousands + 4 hundreds

4,727 6,400

d. 1,000,000 \bigcirc 10 hundred thousands

3. The football stadium at Louisiana State University (LSU) has a seating capacity of 92,542.

- a. According to the 2010 census, the population of San Jose, CA was approximately ten times the amount of people that LSU's stadium can seat. What was the population of San Jose in 2010?

100 Th	10 Th	Th	H	T	O
	9	2	5	4	2
9	2	5	4	2	0

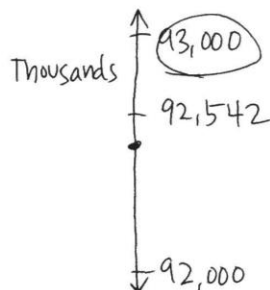
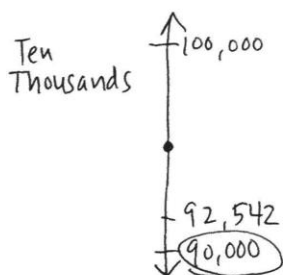
The population of San Jose is 925,420. because that is ten times 92,542.

- b. Write the seating capacity of the LSU stadium in words and in expanded form.

$$90,000 + 2,000 + 500 + 40 + 2$$

Ninety-two thousand five hundred forty-two.

- c. Draw two separate number lines to round the LSU stadium's seating capacity to the nearest ten thousand and to the nearest thousand.



- d. Compare the stadium's seating rounded to the nearest ten thousand and the seating rounded to the nearest thousand using $>$, $<$, or $=$.

$$90,000 < 93,000$$

- e. Which estimate (rounding to the nearest ten thousand or nearest thousand) is more accurate? Use words and numbers to explain.

Rounding to the nearest thousands is more accurate because the actual number, 92,542, is closer to 93,000 than 90,000.


Rounding to a smaller place value is more accurate because it will be closer to the actual number. That's why for this problem, rounding to the thousands gave me an estimate closer to the actual number than rounding to the ten thousands.


Name _____


Date _____


1. Compare the values of each 7 in the number 771,548. Use a picture, numbers, or words to explain.

2. Compare using $>$, $<$, or $=$. Write your answer inside the circle.

a. 234 thousands + 7 ten thousands  241,000

b. 4 hundred thousands – 2 thousands  200,000

c. 1 million  4 hundred thousands + 6 hundred thousands

d. 709 thousands – 1 hundred thousand  708 thousands

3. Norfolk, VA, has a population of 242,628 people. Baltimore, MD, has 376,865 more people than Norfolk. Charleston, SC, has 496,804 less people than Baltimore.
- a. What is the total population of all three cities? Draw a tape diagram to model the word problem. Then, solve the problem.
- b. Round to the nearest hundred thousand to check the reasonableness of your answer for the population of Charleston, SC.
- c. Record each city's population in numbers, in words, and in expanded form.
- d. Compare the population of Norfolk and Charleston using $>$, $<$, or $=$.
- e. Eddie lives in Fredericksburg, VA, which has a population of 24,286. He says that Norfolk's population is about 10 times as large as Fredericksburg's population. Explain Eddie's thinking.

**End-of-Module Assessment Task
Standards Addressed**
Topics A–F
Use the four operations with whole numbers to solve problems.

- 4.OA.3** Solve multistep word problems posed with whole numbers and having whole-number answers using the four operations, including problems in which remainders must be interpreted. Represent these problems using equations with a letter standing for the unknown quantity. Assess the reasonableness of answers using mental computation and estimation strategies including rounding.

Generalize place value understanding for multi-digit whole numbers.

- 4.NBT.1** Recognize that in a multi-digit whole number, a digit in one place represents ten times what it represents in the place to its right. *For example, recognize that $700 \div 70 = 10$ by applying concepts of place value and division.*
- 4.NBT.2** Read and write multi-digit whole numbers using base-ten numerals, number names, and expanded form. Compare two multi-digit numbers based on meanings of the digits in each place, using $>$, $=$, and $<$ symbols to record the results of comparisons.
- 4.NBT.3** Use place value understanding to round multi-digit whole numbers to any place.

Use place value understanding and properties of operations to perform multi-digit arithmetic.

- 4.NBT.4** Fluently add and subtract multi-digit whole numbers using the standard algorithm.

Evaluating Student Learning Outcomes

A Progression Toward Mastery is provided to describe steps that illuminate the gradually increasing understandings that students develop *on their way to proficiency*. In this chart, this progress is presented from left (Step 1) to right (Step 4). The learning goal for each student is to achieve Step 4 mastery. These steps are meant to help teachers and students identify and celebrate what the student **CAN** do now and what they need to work on next.

A Progression Toward Mastery

Assessment Task Item and Standards Addressed	STEP 1 Little evidence of reasoning without a correct answer. (1 Point)	STEP 2 Evidence of some reasoning without a correct answer. (2 Points)	STEP 3 Evidence of some reasoning with a correct answer or evidence of solid reasoning with an incorrect answer. (3 Points)	STEP 4 Evidence of solid reasoning with a correct answer. (4 Points)
1 4.NBT.1	The student provides limited reasoning about the relationship of the values of the 7s.	The student can reason about the relationship between the values of the 7s but does not show a supporting picture or numbers.	The student is able to reason about the relationship of the 7s but her reasoning does not fully support her picture or numbers.	Student correctly reasons the 7 in the hundred thousands place is 10 times the value of the 7 in the ten thousands place, using a picture, numbers, or words to explain.
2 4.NBT.2 4.NBT.4	The student correctly answers less than two of the four parts.	The student correctly answers two of the four parts.	The student correctly answers three of the four parts.	The student correctly answers all four parts: a. > b. > c. = d. <
3 4.NBT.1 4.NBT.2 4.NBT.3 4.NBT.4 4.OA.3	The student correctly answers less than two of the five parts.	The student correctly answers two of the five parts.	The student answers four or five of the five parts correctly but with only some reasoning in Parts (b) and (e). Or, the student answers three or four of the parts correctly with solid reasoning for all parts.	The student correctly answers all five parts: a. 984,810. b. Population of Baltimore \approx 600,000. The population of Charleston is \approx 500,000 less than Baltimore, or 100,000. Therefore, 122,689 is a reasonable answer. c. Charleston, SC: One hundred twenty-two thousand, six hundred eighty-nine. $100,000 + 20,000 + 2,000 + 600 + 80 + 9$.



A Progression Toward Mastery

				<p>Baltimore, MD: Six hundred nineteen thousand, four hundred ninety-three. $600,000 + 10,000 + 9,000 + 400 + 90 + 3$.</p> <p>Norfolk, VA: Two hundred forty-two thousand, six hundred twenty-eight. $200,000 + 40,000 + 2,000 + 600 + 20 + 8$.</p> <p>d. Norfolk, 242,628 > Charleston, 122,689</p> <p>e. Eddie is correct to think that Norfolk's population is about 10 times that of Fredericksburg's, because Norfolk's population is about 240,000, while Fredericksburg's is about 24,000. 240,000 is ten times as many as 24,000.</p>
--	--	--	--	--

Name Jack

Date _____

1. Compare the values of each 7 in the number 771,548. Use a picture, numbers, or words to explain.

The 7 in the hundred thousands place is ten times the value of the 7 in the ten thousands place.

$$10 \times 70,000 = 700,000$$

hundred thousands	ten thousands	thousands	hundreds	tens	ones
7	7	1	5	4	8
7	0	0	0	0	0
	7	0	0	0	0
		1	0	0	0
			5	0	0
				4	0
					8

2. Compare using $>$, $<$, or $=$. Write your answer inside the circle.

- a. 234 thousands + 7 ten thousands \bigcirc 241,000

$$\begin{array}{r} 234,000 \\ + 70,000 \\ \hline 304,000 \end{array}$$

- b. 4 hundred thousands - 2 thousands \bigcirc 200,000

$$\begin{array}{r} 400,000 \\ - 2,000 \\ \hline 398,000 \end{array}$$

- c. 1 million \bigcirc 4 hundred thousands + 6 hundred thousands

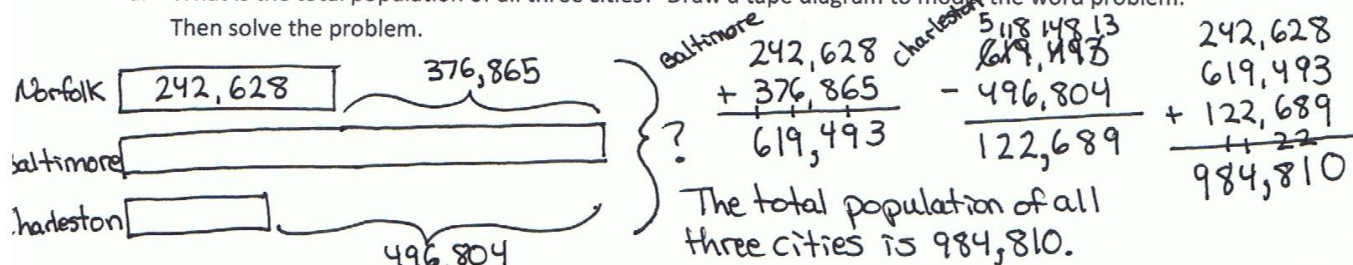
$$\begin{array}{r} 400,000 \\ + 600,000 \\ \hline 1,000,000 \end{array}$$

- d. 709 thousands - 1 hundred thousand \bigcirc 708 thousands

$$\begin{array}{r} 709,000 \\ - 100,000 \\ \hline 609,000 \end{array}$$

3. Norfolk, VA has a population of 242,628 people. Baltimore, MD has 376,865 more people than Norfolk. Charleston, SC has 496,804 less people than Baltimore.

- a. What is the total population of all three cities? Draw a tape diagram to model the word problem. Then solve the problem.



- b. Round to the nearest hundred thousand to check the reasonableness of your answer for the population of Charleston, SC.

Baltimore's population rounded to the nearest hundred thousand is 600,000. Charleston's population is about 500,000 less than Baltimore's population. $600,000 - 500,000 = 100,000$. The answer of 122,689 for the population of Charleston is reasonable because 122,689 rounded to the nearest hundred thousand is 100,000.

- c. Record each city's population in numbers, in words, and in expanded form.

Baltimore: 619,493 Six hundred nineteen thousand, four hundred ninety-three
 $600,000 + 10,000 + 9,000 + 400 + 90 + 3$

Norfolk: 242,628 Two hundred forty-two thousand, six hundred twenty-eight
 $200,000 + 40,000 + 2,000 + 600 + 20 + 8$

Charleston: 122,689 One hundred twenty-two thousand, six hundred eighty-nine
 $100,000 + 20,000 + 2,000 + 600 + 80 + 9$

- d. Compare the population of Norfolk and Charleston using $>$, $<$, or $=$.

Norfolk: 242,628
 Charleston: 122,689
 $242,628 > 122,689$

- e. Eddie lives in Fredericksburg, VA, which has a population of 24,286. He says that Norfolk's population is about 10 times as large as Fredericksburg's population. Explain Eddie's thinking.

Eddie's thinking is correct because Norfolk's population is 242,628 which can be rounded to 240,000. Fredericksburg's population can be rounded to 24,000. 240 thousands is ten times as large as 24 thousands.

H.Th.	T.Th.	Th.	H	T	O
2	4	0	0	0	0
2	4	0	0	0	0